




The

# WIRE

## *Catalog*

**A Comprehensive  
Collection of Wire and  
Cable Products.**



## Table of Contents

Hook-Up Wire .....	1
Multiconductor .....	5
Multipair .....	12
Coaxial .....	19
Flat Cable .....	28
Building Zone/Facilities Management.....	29
Special Application .....	31
Local Area Network .....	34
Tubing.....	38



# The WIRE Catalog

**We are a proud member of the Edge Group.**

### **Edge is...**

#### **Strategic Vendor Relationships**

We have forged special alliances with top manufacturers in the industry to obtain the best competitive pricing and give you the ability to choose the right item for your specific requirements.

#### **Technical Expertise**

Not only do we have local experts but Edge members have hundreds of specially trained professionals on staff who are experts in providing answers and prompt solutions to all your product needs.

#### **Product Availability**

As an Edge member, we have access to an on-line database containing the entire group's inventory; allowing product sourcing with a few simple key strokes.

#### **Shipping**

Including our local warehouse, Edge members own over 100 warehouses located throughout the United States and Canada; assuring product availability to meet your most critical time requirements.

Coming Soon



This catalog represents a small sampling of our wire and cable products. Please contact us if the product or part that you are looking for is not included in this publication.

Not responsible for typographical or pricing errors. All products may not be in stock or be available to all Edge members. Prices subject to change without notice. Restrictions may apply. We reserve the right to limit quantities to stock on hand.

## Hookup and Lead Wire



GC Electronics Color Codes (x):

- |          |          |              |
|----------|----------|--------------|
| 0-Grey   | 4-White  | 8-Yellow     |
| 1-Black  | 5-Violet | 9-Light Blue |
| 2-Brown  | 6-Red    |              |
| 3-Orange | 7-Green  |              |



	25 ft	100 ft	Strand- ing	Insulation Thickness	Insulation Material	Nominal O.D.	Max. Rating	Amps Rating
26 Gage Stranded	14-426-1H1x	14-426-1H4x	7/34	0.01	Semi-Rigid PVC	.039	300V	4 Amps
26 Gage Solid	14-426-1K1x	14-426-1K4x	7/34	.009	Semi-Rigid PVC	.036	300V	4 Amps
24 Gage Stranded	14-424-1B1x	14-424-1B4x	7/32	.010	Semi-Rigid PVC	.044	300V	6 Amps
24 Gage Solid	14-424-1L1x	14-424-1L4x	7/32	.010	Semi-Rigid PVC	.040	300V	6 Amps
22 Gage Stranded	14-422-1C1x	14-422-1C4x	7/30	.010	Semi-Rigid PVC	.050	300V	8 Amps
22 Gage Solid	14-422-1M1x	14-422-1M4x	7/30	.010	Semi-Rigid PVC	.045	300V	8 Amps
20 Gage Stranded	14-420-1D1x	14-420-1D4x	7/28	.010	Semi-Rigid PVC	.058	300V	10 Amps
20 Gage Solid	14-420-1O1x	14-420-1O4x	7/28	.010	Semi-Rigid PVC	.052	300V	10 Amps
18 Gage Stranded	14-418-1E1x	14-418-1E4x	19/.0092	.010	Semi-Rigid PVC	.066	300V	15 Amps
18 Gage Solid	14-418-1P1x	14-418-1P4x	19/.0092	.010	Semi-Rigid PVC	.060	300V	15 Amps

22 Gage

**Product Description:**

Solid copper hookup wire with PVC insulation  
UL listed 1007/1569  
Supplied in 25 foot hanks


Philmore Color Codes (x):

- |          |           |
|----------|-----------|
| 11-black | 17-green  |
| 14-white | 18-yellow |
| 16-red   |           |
- 76-5 pc kit, 1 of each of 5 colors



Part No.	Insulation Thickness	Insulation Material	Nominal O.D.	Max. Rating
12-22xx	.016" thick	PVC 105°C	.0626"	300-volts

## Hook-Up Wire - NTE



Colors (xx)

- |           |           |
|-----------|-----------|
| 00-Black  | 05-Green  |
| 01-Brown  | 06-Blue   |
| 02-Red    | 07-Violet |
| 03-Orange | 08-Gray   |
| 04-Yellow | 09-White  |

**300 V Solid/Stranded**  
(WHS SERIES) - 90°C  
PVC Insulation

**Product Description:** UL Style 1007; CSA TR-64/1569; Passes UL VW-1.S vertical flame test; OSHA acceptable: Stranded has tinned plated copper conductor  
Applications: Internal wiring of electrical and electronic equipment; Internal wiring of panels, meters, computers, business machines, appliances & control panels; Point to point wiring where 300V required.

Solid	Stranded	Gauge	Spool Sizes	# Strands
WHS18-xx	WH18-xx	18	25', 100'	16
WHS20-xx	WH20-xx	20	25', 100'	10
WHS22-xx	WH22-xx	22	25', 100'	7
WHS24-xx	WH24-xx	24	25', 100'	7
WHS26-xx	WH26-xx	26	25', 100'	7

**Automotive Wire**  
(WA SERIES) - 80°C  
120 volts, PVC Insulation

**Product Description:** Used in all automotive and truck applications J1128 industry certification.

Part #	Gauge	Spool Sizes	# Strands
WA10-xx	10	10', 100'	-
WA12-xx	12	15', 100'	-
WA14-xx	14	20', 100'	-
WA16-xx	16	30', 100'	-
WA18-xx	18	40', 100'	-

**600 V Stranded**  
(WH6 SERIES) -105°C  
PVC Insulated

**Product Description:** Tinned plated copper conductor; UL Style 1015; CSA type TEW; UL VW-1.S Vertical Flame Test; OSHA acceptable Applications: Internal wiring of electrical, electronic equipment and machinery; Internal wiring of panels and meters Point to point wiring where 600V required.

Part #	Gauge	Spool Sizes	# Strands
WH610-xx	10	25', 100"	105
WH612-xx	12	25', 100"	65
WH614-xx	14	25', 100"	41
WH616-xx	16	25', 100"	26
WH618-xx	18	25', 100"	16

**Teflon Hook-Up Wire**  
(WT SERIES) - 200°C  
600 Volts, Teflon Insulation

**Product Description:** Applications: All hi-temp or hi-rel applications; Used in critical, high performance; military; commercial; racing Resistance to oils, alkalies, acids, flame and moisture; Meets Mil 16878/4 and Mil 22759/11 specs Silver plated copper conductor.


Part #	Gauge	Spool Sizes	# Strands
WT18-xx	18	25', 100"	19
WT20-xx	20	25', 100"	19
WT22-xx	22	25', 100"	19
WT24-xx	24	25', 100"	7
WT26-xx	26	25', 100"	7





# Hook-Up Wire

## PVC Insulation



**Description**  
 UL AWM Style/CSA Cert  
 UL 1007/1569, CSA TR-64  
 80°C/105°C, 300 Volt, Stranded  
**Product Description:**  
 Conductor: Solid or stranded  
 tinned copper.

**Insulation:** Color-coded PVC.  
 -40°C to 105°C - UL AWM 1569;  
 -40°C to 90°C - CSA TR-64 ;  
 -40°C to 80°C - UL AWM 1007  
 Passes UL VW-1 Flame Test.



**Description**  
 UL AWM Style/CSA Cert  
 MIL-W-16878E Type B  
 105°C, 600 Volt

**Product Description:**  
 Conductor: Stranded Tinned Copper.  
**Insulation:**  
 Color-Coded PVC  
 -55°C TO 105°C.  
 Passes VW-1 Flame Test.

Alpha Part No.	Conductor AWG	Strand	Insul. Thickness		Diameter		Stock Colors
			Inches	mm	Inches	mm	
3047	30	7/38	0.016	0, 41	0.043	1, 09	1-10
3048	28	7/36	0.016	0, 41	0.047	1, 19	1-10
3049	26	7/34	0.016	0, 41	0.051	1, 30	1-10
3050	24	7/32	0.016	0, 41	0.057	1, 45	1-19+28,30
3051	22	7/30	0.016	0, 41	0.065	1, 65	1-19+28,30
3053	20	10/30	0.016	0, 41	0.071	1, 80	1-19+28,30
3055	18	16/30	0.016	0, 41	0.080	2, 03	1-19+28,30
3057	16	26/30	0.016	0, 41	0.095	2, 41	1-19+28,30

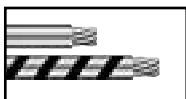
UL 1007/1569, CSA TR-64  
 80°C/105°C, 300 Volt, Solid

3050/1	24	SOLID	0.016	0, 41	0.057	1, 45	1-10
3051/1	22	SOLID	0.016	0, 41	0.065	1, 65	1-10
3053/1	20	SOLID	0.016	0, 41	0.071	1, 80	1-10
3055/1	18	SOLID	0.016	0, 41	0.080	2, 03	1-10
3057/1	16	SOLID	0.016	0, 41	0.095	2, 41	1-10

UL 1015, CSA TEW-105  
 105°C, 600 Volts

**Product Description:**  
 Conductor: Stranded Tinned Copper.  
**Insulation:** Color-Coded PVC.  
 -20°C TO 105°C.  
 Passes VW-1 Flame Test.

3070	24	7/32	0.032	0, 81	0.088	2, 24	1-10+28
3071	22	7/30	0.032	0, 81	0.094	2, 38	1-10+28,29
3073	20	10/30	0.032	0, 81	0.100	2, 54	1-10+28
3075	18	16/30	0.032	0, 81	0.112	2, 85	1-10+28,29
3077	16	26/30	0.032	0, 81	0.124	3, 14	1-10+28,29
3079	14	41/30	0.032	0, 81	0.134	3, 61	1-10+28,29
3080	12	65/30	0.032	0, 81	0.162	3, 93	1-4
3081	10	105/30	0.032	0, 81	0.180	4, 83	1-4



**Description**  
 UL AWM Style/CSA Cert  
 MIL-W-76B TYPE MW  
 80°C, 1000 Volt, Stranded

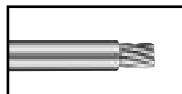
**Product Description:**  
 Conductor: Solid or Stranded  
 Tinned Copper.  
**Insulation:** Color-Coded PVC  
 -40°C TO 80°C.  
 Passes VW-1 Flame Test.

Alpha Part No.	Type Designation	Conductor AWG	Strand	Insul. Thickness		Diameter		Stock Colors
				Inches	mm	Inches	mm	
1550	MW-C24(7)U	24	7/32	0.016	0, 41	0.059	1, 50	1-19
1551	MW-C22(7)U	22	7/30	0.016	0, 41	0.064	1, 63	1-19
1553	MW-C20 (10)U	20	10/30	0.016	0, 41	0.068	1, 72	1-19
1555	MW-C18 (16)U	18	16/30	0.016	0, 41	0.078	1, 98	1-19
1557	MW-C16 (26)U	16	26/30	0.016	0, 41	0.095	2, 41	1-19
1559	MW-C14 (41)U	14	41/30	0.016	0, 41	0.101	2, 56	1-10
1560	MW-C12 (65)U	12	65/30	0.016	0, 41	0.125	3, 18	1-10
1561/24	MW-C24(1)U	24	SOLID	0.016	0, 41	0.055	1, 40	1-6
1561	MW-C22(1)U	22	SOLID	0.016	0, 41	0.060	1, 52	1-6
1563	MW-C20(1)U	20	SOLID	0.016	0, 41	0.066	1, 68	1-6
1565	MW-C18 (1)U	18	SOLID	0.016	0, 41	0.074	1, 88	1-6

Alpha Part No.	Type Designation	Conductor AWG	Strand	Insul. Thickness		Diameter		Stock Colors
				Inches	mm	Inches	mm	
1850	B-32	32	7/40	0.010	0, 25	0.028	0, 71	1-6
1851	B-30	30	7/38	0.010	0, 25	0.032	0, 81	1-6
1852	B-28	28	7/36	0.010	0, 25	0.034	0, 86	1-10
1853	B-26	26	7/34	0.010	0, 25	0.038	0, 96	1-19
1854	B-24	24	7/32	0.010	0, 25	0.043	1, 09	1-19
1854/19	B-24	24	19/36	0.010	0, 25	0.043	1, 09	1-19
1855	B-22	22	7/30	0.010	0, 25	0.050	1, 27	1-19
1855/19	B-22	22	19/34	0.010	0, 25	0.050	1, 27	1-19
1856	B-20	20	7/28	0.010	0, 25	0.058	1, 47	1-19
1856/19	B-20	20	19/32	0.010	0, 25	0.058	1, 47	1-19
1857	B-18	18	7/26	0.010	0, 25	0.068	1, 73	1-19
1857/19	B-18	18	19/30	0.010	0, 25	0.068	1, 73	1-19
1858/19	B-16	16	19/29	0.010	0, 25	0.077	1, 96	1-19
1859/19	B-14	14	19/27	0.010	0, 25	0.091	2, 31	1-10

## Irradiated PVC Insulation

Irradiated PVC Insulated Hook-Up Wire is exposed to controlled electron beam radiation which results in an insulation far superior to ordinary PVC. Irradiated PVC withstands higher temperatures than ordinary PVC. Because of its ability to resist solder iron heat, it is the ideal material to use where high reliability is essential and particularly valuable in the wiring of tight, high-density systems. Irradiated PVC insulation is tougher than ordinary PVC resulting in greatly improved abrasion and cut-through resistance.



**Description**  
 UL AWM Style/CSA Cert  
 MIL-W-16878E TYPE B: 105°C,  
 600 VOLT  
 CSA AWM I A/B FT1: 105°C, 150 VOLT  
 UL 1429:80°C, 150 VOLT

**Operating Temperature:**  
 -55°C TO 105°C - UL AWM 1430;  
 -55°C TO 105°C - UL AWM 3317  
 -55°C TO 105°C - MIL-W-16878E  
 -55°C TO 80°C - UL AWM 1429  
**Product Description:**  
 Conductor: Stranded tinned copper  
 Insulation: Color-Coded Irradiated PVC (XLPVC)

Alpha Part No.	Conductor AWG	Strand	Insul. Thickness		Diameter		Stock Colors
			Inches	mm	Inches	mm	
7053	26	7/34	0.010	0, 25	0.040	1, 02	1-10
7054	24	7/32	0.010	0, 25	0.045	1, 14	1-10
7054/19	24	19/36	0.010	0, 25	0.045	1, 14	1-10
7055	22	7/30	0.010	0, 25	0.051	1, 30	1-10
7055/19	22	19/34	0.010	0, 25	0.052	1, 32	1-10
7056	20	7/28	0.010	0, 25	0.059	1, 50	1-10
7056/19	20	19/32	0.010	0, 25	0.060	1, 52	1-10
7057	18	7/26	0.010	0, 25	0.070	1, 78	1-10
7057/19	18	19/30	0.010	0, 25	0.070	1, 78	1-10
7058/19	16	19/29	0.010	0, 25	0.078	1, 98	1-10



**EDGE**


## Bus Bar Wire



**Description**  
UL AWM Style/CSA Cert.  
MIL-W-3861 TYPE S  
QQ-W-343 TYPE S

**Product Description:**  
Conductor: Electrolytic soft drawn and annealed solid tin plated copper Inactive Military Specification

Alpha Part No.	Conductor AWG	Nom. Circular MIL Area, CM	Diameter	
			Inches	mm
299/3	30	100	0.01	0, 25
299/2	28	159	0.013	0, 33
299/1	26	253	0.016	0, 41
299	24	404	0.02	0, 51
298	22	640	0.025	0, 64
297	20	1020	0.032	0, 81
296	18	1620	0.04	1, 02
295	16	2580	0.051	1, 30
286	14	4110	0.064	1, 62
289	12	6530	0.081	2, 06




**Description**  
UL AWM Style/CSA Cert.  
MIL-W-16878E (TYPE E) UL 1213  
200°C, 600 VOLT, Stranded Conductor

Alpha Part No.	Type Designation	Conductor AWG	Strand	Insul. Thickness		Diameter		Stock Colors
				Inches	mm	Inches	mm	
5851	E-30	30	7/38	0.010	0, 25	0.032	0, 81	1-10
5852	E-28	28	7/36	0.010	0, 25	0.036	0, 91	1-10
5853	E-26	26	7/34	0.010	0, 25	0.040	1, 02	1-10
5853/19	E-26	26	19/38	0.010	0, 25	0.041	1, 04	1-10
5854	E-24	24	19/36	0.010	0, 25	0.045	1, 14	1-10
5854/7	E-24	24	7/32	0.010	0, 25	0.044	1, 12	1-10
5855	E-22	22	19/34	0.010	0, 25	0.051	1, 30	1-10
5855/7	E-22	22	7/30	0.010	0, 25	0.055	1, 27	1-10
5856	E-20	20	19/32	0.010	0, 25	0.059	1, 50	1-10
5856/7	E-20	20	7/28	0.010	0, 25	0.058	1, 47	1-10
5857	E-18	18	19/30	0.010	0, 25	0.070	1, 78	1-10
5858	E-16	16	19/29	0.010	0, 25	0.077	1, 96	1-10

## TFE Teflon Insulation

Alpha's TFE Teflon wire family includes a full range of sizes, colors, conductor types and voltage ratings for both commercial (UL styles) and high reliability military OEM products. Alpha's TFE Teflon is rated for continuous operation in temperatures from -60°C to 200°C and retains its exceptional toughness and flexibility within this range. TFE Teflon is not degraded by chemicals which makes it ideal for use in harsh environments. Teflon is widely regarded as the ultimate high performance wire insulation material for environments characterized by extreme thermal or chemical conditions.



**Description**  
UL AWM Style/CSA Cert.  
MIL-W-16878E (TYPE ET)  
250 Volt, Stranded Conductor

**Operating Temperature:**  
-60°C to 200°C

**Product Description:**

**Conductor:** Stranded or Solid Silver Plated Copper. **Insulation:** Color-Coded, Extruded, TFE Teflon® Choose TFE Teflon® for: Resistance to all chemicals, high temperature use up to 200°C, low coefficient of friction **Applications:** Military Harnessing, medical electronics, power supply lead wire, appliance wiring

MIL-W-1687E (TYPE E) UL 1213  
200°C, 600 VOLT, Stranded Conductor  
Not Military Approved.

5859	E-14	14	19/27	0.012	0, 30	0.094	2, 39	1
5859/12	E-12	12	19/25	0.012	0, 30	0.113	2, 87	1
5859/10	E-10	10	19/26	0.012	0, 30	0.134	3, 40	1

**Description**  
UL AWM Style/CSA Cert.  
MIL-W-1687E (TYPE E) UL 1213  
200°C, 600 VOLT, Solid Conductor

Alpha Part No.	Conductor AWG	Insul. Thickness		Diameter		Stock Colors
		Inches	mm	Inches	mm	
2853/1	26	0.01	0, 25	0.036	0, 91	1-10
2854/1	24	0.01	0, 25	0.04	1, 02	1-10
2855/1	22	0.01	0, 25	0.045	1, 14	1-10
2856/1	20	0.01	0, 25	0.052	1, 32	1-3
2857/1	18	0.01	0, 25	0.06	1, 52	1-3

Alpha Part No.	Type Designation	Conductor AWG	Strand	Insul. Thickness		Diameter		Stock Colors
				Inches	mm	Inches	mm	
2840/7	ET-32	32	7/40	0.006	0, 15	0.021	0, 53	1-10
2841/7	ET-30	30	7/38	0.006	0, 15	0.024	0, 61	1-10
2842/7	ET-28	28	7/36	0.006	0, 15	0.027	0, 68	1-10
2842/19	ET-28	28	19/40	0.006	0, 15	0.027	0, 68	1-10
2843/7	ET-26	26	7/34	0.006	0, 15	0.031	0, 78	1-10
2843/19	ET-26	26	19/38	0.006	0, 15	0.032	0, 81	1-10
2844/7	ET-24	24	7/32	0.006	0, 15	0.036	0, 91	1-10
2844/19	ET-24	24	19/36	0.006	0, 15	0.037	0, 94	1-10
2845/7	ET-22	22	7/30	0.006	0, 15	0.042	1, 07	1-10
2845/19	ET-22	22	19/34	0.006	0, 15	0.044	1, 12	1-10

**Description**  
UL AWM Style/CSA Cert.  
MIL-W-16878E (TYPE ET)  
200°C, 250 Volt, Solid Conductor

Alpha Part No.	Conductor AWG	Insul. Thickness		Diameter		Stock Colors
		Inches	mm	Inches	mm	
2841/1	30	0.006	0, 15	0.022	0, 55	1-10
2842/1	28	0.006	0, 15	0.025	0, 63	1-10
2843/1	26	0.006	0, 15	0.028	0, 71	1-10

## Hook-Up Wire - Belden



UL and CSA Dual-Rated Wire  
Style 1007 300V, 80°C, (CSA Type TR-64, 90°C)  
Style 1569 300V, 105°C, (CSA Type TRSR-64, 105°C)  
**Product Description:**  
Tinned copper, PVC insulated. Rated 105°C, 300V Rated 600V peak for electronic circuits, and internal wiring of electronic and electrical equipment. Passes VW-1 Vertical Wire Flame Test

Belden Part No.	Standard Lengths		AWG (stranding)	Insulation Thickness		Nominal O.D.		Stock Colors
	ft.	m		Inch	mm	Inch	mm	
9928	100	30.5	28 (7x36)	0.015	0.38	0.047	1.19	1-5
	1000	304.8						7, 9
	5000	1524						10, 13
9926	100	30.5	26 (7x34)	0.015	0.38	0.051	1.3	1-5
	1000	304.8						7-10
	5000	1524						13
9923	100	30.5	24 (7x32)	0.015	0.38	0.056	1.42	1-5
	1000	304.8						7-10
	5000	1524						13



## Hook-Up Wire - Belden



**Description**  
UL AWM Style/CSA Cert.  
UL and CSA Dual-Rated Wire

Belden Part No.	Standard Lengths		AWG (stranding)	Insulation Thickness		Nominal O.D.		Stock Colors
	ft.	m		Inch	mm	Inch	mm	
9921	100	30.5	22 (7x30)	0.015	0.38	0.062	1.57	1-5
	1000	304.8						7-10
	5000	1524						13
9919	100	30.5	20 (7x28)	0.015	0.38	0.069	1.75	1-5
	1000	304.8						7-10, 13
	5000	1524						
9920	100	30.5	20 (10x30)	0.015	0.38	0.067	1.7	1-5,
	1000	304.8						7-10, 13
	5000	1524						
9918	100	30.5	18 (16x30)	0.015	0.38	0.079	2.01	1-5
	1000	304.8						7-10
	5000	1524						13
9916	100	30.5	16 (26x30)	0.015	0.38	0.092	2.34	1-5
	1000	304.8						7-10
	5000	1524						13
9989	100	30.5	14 (41x30)	0.015	0.38	0.110	2.79	1-5
	1000	304.8						7-10, 13
	5000	1524						

**Description**  
UL AWM Style/CSA Cert.  
Style 1015 600V, 105°C  
(CSA Type TEW)

**Product Description:**  
Tinned copper, PVC insulated. Rated 105°C, 600V Rated 2500V peak for electronic circuits, and internal wiring of electronic and electrical equipment. Passes VW-1 Vertical Wire Flame Test

9924	100	30.5	24 (7x32)	0.03	0.76	0.088	2.24	1-5
	1000	304.8						9
	5000	1524						10, 13
8920	100	30.5	22 (7x30)	0.03	0.76	0.093	2.36	1-5
	1000	304.8						9, 10
	5000	1524						13
8919	100	30.5	20 (10x30)	0.03	0.76	0.1	2.54	1-5
	1000	304.8						9
	4000	1219.2						10, 13
8918	100	30.5	18 (16x30)	0.03	0.76	0.11	2.79	1-5
	1000	304.8						9
	4000	1219.2						10, 13
8915	100	30.5	18 (solid)	0.03	0.76	0.105	2.67	1-5
	1000	304.8						7-10, 13
	5000	1524						
8917	100	30.5	16 (26x30)	0.03	0.76	0.123	3.12	1-5,
	500	152.4						9,
	1000	304.8						10, 13
8916	100	30.5	14 (41x30)	0.03	0.76	0.138	3.51	1-5
	500	152.4						9, 10
	4000	1219.2						13, 189
9912	100	30.5	12 (65x30)	0.03	0.76	0.158	4.01	1-5
	250	76.2						9, 10
	2000	609.6						13
9910	100	30.5	10 (65x28)	0.03	0.76	0.18	4.57	2, 4
	250	76.2						9, 10
8910	500	152.4	10(105x30)	0.03	0.76	0.186	4.72	1-5,
	2000	609.6						7-10, 13

**Description**  
UL AWM Style/CSA Cert.  
Style 1061 300V, 80°C  
(CSA AWM)

**Product Description:**  
Tinned copper, semi-rigid PVC insulated (solid conductors suitable for wire wrap applications).

Belden Part No.	Standard Lengths		AWG (stranding)	Insulation Thickness		Nominal O.D.		Stock Colors
	ft.	m		Inch	mm	Inch	mm	
9978	100	30.5	30 (solid)	0.01	0.25	0.03	0.76	1-5,
	1000	304.8						7-10, 13
9987	100	30.5	30 (7x38)	0.01	0.25	0.032	0.81	2, 7-10
	1000	304.8						13
9977	100	30.5	28 (solid)	0.01	0.25	0.033	0.84	1-5,
	1000	304.8						7-10, 13
9986	100	30.5	28 (7x36)	0.01	0.25	0.035	0.89	1-5
	1000	304.8						8-10
	5000	1524						13
	10000	3048						
9976	100	30.5	26 (solid)	0.01	0.25	0.036	0.91	1-5
	1000	304.8						7-10, 13
9985	100	30.5	26 (7x34)	0.01	0.25	0.039	0.99	1-5,
	1000	304.8						7-10
	5000	1524						13
	10000	3048						
9975	100	30.5	24 (solid)	0.01	0.25	0.04	1.02	1-5
	1000	304.8						7-10
	5000	1524						13
	10000	3048						

**Description**  
UL AWM Style/CSA Cert.  
Style 1061 300V, 80°C  
(CSA AWM)

**Product Description:**  
Tinned copper, semi-rigid PVC insulated.

9984	100	30.5	24 (7x32)	0.01	0.25	0.044	1.12	1-5
	1000	304.8						7-10
	5000	1524						13
	10000	3048						
9979	1000	304.8	22 (solid)	0.01	0.254	0.047	1.194	1-5
	5000	1524						7-10
	10000	3048						13
9983	100	30.5	22 (7x30)	0.01	0.25	0.05	1.27	1-5
	1000	304.8						7-10
	5000	1524						13
	10000	3048						
9982	100	30.5	20 (7x28)	0.01	0.25	0.057	1.45	1-5
	1000	304.8						7-10
	5000	1524						13
9917	1000	304.8	20 (10x30)	0.01	0.254	0.056	1.422	1-5
	5000	1524						7-10, 13
9911	1000	1000	18 (16x30)	0.01	0.254	0.067	1.702	1-5
	5000	5000						7-10, 13
9980	100	30.5	16 (19x28)	0.01	0.25	0.078	1.98	1-5,
	1000	304.8						7-10





# Hook-Up Wire/Multiconductor

## Belden Hook-Up Wire

**Description**  
UL AWM Style/CSA Cert  
Type MW-MIL-W-76C-PVC  
1000V, 80°C

**Product Description:**  
Tinned copper, PVC insulated, medium wall.  
The extruded PVC insulation is flame and ozone resistant and inert to most chemicals, oils, and solvents.


Belden Part No.	Standard Lengths		AWG (stranding)	Insulation Thickness		Nominal O.D.		Stock Colors
	ft.	m		Inch	mm	Inch	mm	
8538	100	30.5	24 (solid) MW-C24 (1) A	0.017	0.43	0.055	1.4	1-13
	1000	304.8						
8525	100	30.5	24 (7x32) MW-C24 (7) A	0.017	0.43	0.058	1.47	1-22
	1000	304.8						
8530	25	7.6	22 (solid) MW-C22 (1) A	0.017	0.43	0.059	1.5	1-13
	100	30.5						
8524	100	30.5	22 (7x30) MW-C22 (7) A	0.017	0.43	0.064	1.63	1-13(25) 1-30(100) 1-30(1000)
	1000	304.8						
8529	25	7.6	20 (solid) MW-C20 (1) A	0.017	0.43	0.066	1.68	1-10, 12, 13
	100	30.5						
8523	25	7.6	20 (10x30) MW-C20 (10) A	0.017	0.43	0.07	1.78	1-10,12, 13(25)1-27, 29,30(100) 1-24, 29,30(1000)
	100	30.5						
8522	25	7.6	18 (16x30) MW-C18 (16) A	0.017	0.43	0.08	2.03	1-13(25) 1-30(100) 1-30(1000)
	100	30.5						
8521	100	30.5	16 (26x30) MW-C16 (26) A	0.019	0.48	0.098	2.49	1-22
	1000	304.8						
8520	100	30.5	14 (41x30) MW-C14 (41) A	0.018	0.46	0.111	2.82	1-11, 13-16,18 19,22 (100) 1-11, 13-22 (1000)
	1000	304.8						
8527	100	30.5	12 (65x30) MW-C12 (65) A	0.018	0.46	0.128	3.25	1-7, 9, 10 (100) 1-10(1000)
	1000	304.8						

**Description**  
UL AWM Style/CSA Cert  
(TYPE B) MIL-W-16878/1-PVC 600V, 105°C

**Product Description:** Tinned copper, PVC insulated  
Covers insulated wire for internal wiring of meters, panels, and electrical or electronic equipment.

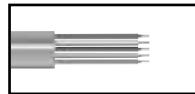
8597	100	30.5	28 (7x36) B-28	0.01	0.25	0.035	0.89	1-10
	1000	304.8						
8505	100	30.5	26 (7x34) B-26	0.01	0.25	0.039	0.99	1-10 14-22
	1000	304.8						
8504	100	30.5	24 (7x32) B-24	0.01	0.25	0.044	1.12	1-10, 14-22
	1000	304.8						
8503	100	30.5	22 (7x30) B-22	0.01	0.25	0.05	1.27	1-10 14-22
	1000	304.8						
8502	100	30.5	20 (7x28) B-20	0.01	0.25	0.058	1.47	1-10 14-16 18-20
	1000	304.8						
8501	100	30.5	18 (7x26) B-18	0.01	0.25	0.068	1.73	1-10 14-22
	1000	304.8						
8500	100	30.5	16 (19x29) B-16	0.01	0.25	0.079	2.01	1-10 14-22
	1000	304.8						

## Kits - Hookup Wire on Racks



Belden Part No.	No. of Spools	Spool Lengths		Type of Wire	Colors in Kit
		ft.	m		
8816	8	25	7.6	18 (16x30) Tinned PVC (8522-25)	1, 2, 3, 4, 5, 6, 9, 10
8824	8	25	7.6	20 (10x30) Tinned PVC (8523-25)	1, 2, 3, 4, 5, 6, 9, 10
8825	5	100	30.5	20 (7x28) Tinned PVC (8502-100)	2, 4, 5, 9, 10
9531	5	100	30.5	22 (7x30) Tinned PVC (8524-100)	2, 5, 6, 9, 10

## Multiconductor, Unshielded - Alpha



**Description**  
UL AWM Style  
22 AWG (0, 35mm)  
7/30 (7X0, 25mm)

**Product Description:** Conductor: Stranded Tinned Copper; -20°C TO 80°C - AWM, 75°C - CM **Voltage Rating:** 150 Volt - AWM, 300 Volt-CM  
**Insulation:** Color-Coded PVC; **Jacket:** PV; UL Type CM, AWM 2576; CSA PCC FT4 ; Passes UL Vertical Tray Flame Test

Alpha Part No.	No. of Cond	Insulation Thickness		Jacket Thickness		Diameter	
		Inches	mm	Inches	mm	Inches	mm
1172C	2	0.010	0.25	0.032	0.81	0.16	4.1
1173C	3	0.010	0.25	0.032	0.81	0.17	4.3
1174C	4	0.010	0.25	0.032	0.81	0.19	4.8
1175C	5	0.010	0.25	0.032	0.81	0.2	5.1
1176C	6	0.010	0.25	0.032	0.81	0.21	5.3
1177C	7	0.010	0.25	0.032	0.81	0.21	5.3
1178C	8	0.010	0.25	0.032	0.81	0.22	5.6
1179C	9	0.010	0.25	0.032	0.81	0.25	6.3
1180C	10	0.010	0.25	0.032	0.81	0.26	6.6
1181C	12	0.010	0.25	0.032	0.81	0.28	7.1

**Description**  
UL AWM Style  
20 AWG (0,51 mm)  
7/28 (10X0, 25mm)

**Product Description:** Conductor: Stranded Tinned Copper **Insulation:** Color-Coded PVC **Jacket:** PVC **Voltage Rating:** 150 Volt - AWM 2576, 300 Volt - CM, AWM 2509 **Operating Temperature:** -20°C to 80°C - AWM, 75°C - CM

1895C	2	0.016	0.41	0.02	0.50	0.18	4.6
1896C	3	0.016	0.41	0.02	0.50	0.19	4.8
1896/4C	4	0.016	0.41	0.02	0.50	0.21	5.3
1896/5C	5	0.016	0.41	0.02	0.50	0.23	5.9
1896/6C	6	0.016	0.41	0.02	0.50	0.25	6.5
1896/7C	7	0.016	0.41	0.02	0.50	0.25	6.5
1896/8C	8	0.016	0.41	0.02	0.50	0.27	6.9
1896/9C	9	0.016	0.41	0.02	0.50	0.3	7.6
1896/10C	10	0.016	0.41	0.02	0.50	0.33	8.5
1896/12C	12	0.016	0.41	0.02	0.50	0.35	8.9
1896/15C	15	0.016	0.41	0.03	0.76	0.39	10.0



**EDGE**

## Multiconductor, Unshielded - Alpha



**Product Description:** -20°C TO 80°C - AWM 75°C - CM  
 Conductor: Stranded Tinned Copper **Voltage Rating:** 300 Volt - CM; 150 Volt-CL2 **Insulation:** Color-Coded PVC ; **Jacket:** PVC  
 Passes UL Vertical Tray Flame Test "C" Suffix Indicates CM or CL2 rating as applicable

**Description**  
 UL AWM Style/CSA Cert  
 18 AWG (0, 81MM)  
 16/30 (16X0, 25MM)  
 UL 2509-NCE Type CM

Alpha Part No.	No. of Cond.	Insulation Thickness		Jacket Thickness		Diameter	
		Inches	mm	Inches	mm	Inches	mm
1897C	2	0.016	0,41	0.02	0,50	0.2	5,0
1898C	3	0.016	0,41	0.02	0,50	0.21	5,3
1898/4C	4	0.016	0,41	0.02	0,50	0.24	6,1
1898/5C	5	0.016	0,41	0.02	0,50	0.26	6,6
1898/6C	6	0.016	0,41	0.02	0,50	0.29	7,4
1898/7C	7	0.016	0,41	0.02	0,50	0.29	7,4
1898/8C	8	0.016	0,41	0.02	0,63	0.31	8,0
1898/9C	9	0.016	0,41	0.025	0,63	0.34	8,8
1898/10C	10	0.016	0,41	0.025	0,63	0.37	9,4
1898/12C	12	0.016	0,41	0.025	0,63	0.38	9,8
1898/15C	15	0.016	0,41	0.03	0,76	0.44	11,3
1898/19C	19	0.016	0,41	0.03	0,76	0.47	11,9
1898/25C	25	0.016	0,41	0.035	0,88	0.56	14,1

**Description**  
 UL AWM Style  
 CSA Cert  
 16 AWG (1, 31MM)  
 19/0.0117 (19X0, 29MM)  
 UL 2509 - TYPE CM 1

1899C	2	0.016	0,41	0.02	0,50	0.22	5,7
1899/3C	3	0.016	0,41	0.02	0,50	0.24	6,3
1899/4C	4	0.016	0,41	0.02	0,50	0.27	6,9

**Description**  
 UL AWM Style  
 CSA Cert  
 14 AWG (2, 08MM)  
 41/30 (41X 0, 25)-  
 UL TYPE CL2

1891C	2	0.02	0,50	0.02	0,50	0.26	6,6
1891/3C	3	0.02	0,50	0.02	0,50	0.28	7,1

## Multiconductor, Unshielded - Belden



22 Gauge  
**Product Description:** Solid Conductors, Bare copper, polyethylene insulated, conductors cabled. Rose gray PVC jacket.


Belden No. UL NEC C(UL) CEC Type	No. of Cond.	Standard Lengths		Std. Unit Lbs. Ea.	Insulation Thickness		Jacket Thickness		Nominal O.D.	
		ft.	m		Inch	mm	Inch	mm	Inch	mm
9794 NEC MP/CM	4	U-500	U-152.4	10.5	0.018	0.46	0.025	0.64	0.2	5.08
		U-1000	U-304.8							
		1000	304.8							

**Description**  
 UL AWM Style/CSA Cert  
 22 Gauge

**Product Description:**  
 Stranded Conductors (7x30) Tinned copper, PVC insulated, conductors cabled. Chrome PVC jacket.

8442 NEC CMG CEC CMG	2	100	30.5	1.8	0.015	0.38	0.025	0.64	0.17	4.32
		U-500	U-152.4	7.9						
		500	152.4	7.4						
		U-1000	U-304.8	14.7						
		1000	304.8	15.4						
10000	3048.0	146.6								
8443 NEC CMG CEC CMG	3	100	30.5	2.1	0.1	0.25	0.32	0.81	0.172	4.37
		U-500	U-152.4	9						
		500	152.4	8.9						
		U-1000	U-304.8	17.5						
		1000	304.8	18						

Belden No. UL NEC C(UL) CEC Type	No. of Cond.	Standard Lengths		Std. Unit Lbs. Ea.	Insulation Thickness		Jacket Thickness		Nominal O.D.	
		ft.	m		Inch	mm	Inch	mm	Inch	mm
8444 NEC CMG CEC CMG	4	100	30.5	2.4	0.01	0.25	0.032	0.81	0.185	4.7
		250	76.2	5.8						
		U-500	U-152.4	11.2						
		500	152.4	10.9						
		U-1000	U-304.8	21.5						
1000	304.8	22.2								
8445 NEC CMG CEC CMG	5	100	30.5	2.8	0.1	0.25	0.32	0.81	0.194	4.93
		250	76.2	6.7						
		U-500	U-152.4	13.3						
		500	152.4	14.2						
		U-1000	U-304.8	25.8						
1000	304.8	26.5								
9430 NEC CMG CEC CMG	7	U-500	U-152.4	16.6	0.01	0.25	0.032	0.81	0.214	5.44
		500	152.4	17.3						
		U-1000	U-304.8	32.2						
		1000	304.8	33.1						
9421 NEC CMG CEC CMG	8	100	30.5	4.1	0.01	0.25	0.32	0.81	0.229	5.82
		U-500	U-152.4	18.5						
		500	152.4	19.1						
		U-1000	U-304.8	36.1						
1000	304.8	37								
9423 NEC CMG CEC CMG	9	100	30.5	4.5	0.01	0.25	0.032	0.81	0.244	6.2
		U-500	U-152.4	21						
		500	152.4	21.7						
		U-1000	U-304.8	41						
1000	304.8	42								
8456 NEC CMG CEC CMG	10	100	30.5	5.1	0.01	0.25	0.032	0.81	0.264	6.71
		U-500	U-152.4	22.8						
		500	152.4	22.9						
		U-1000	U-304.8	45.2						
1000	304.8	48.9								
8457 NEC CMG CEC CMG	12	100	30.5	5.6	0.01	0.25	0.032	0.81	0.272	6.91
		U-500	U-152.4	25.6						
		500	152.4	26.3						
		U-1000	U-304.8	51.5						
1000	304.8	54.2								
8458 NEC CMG CEC CMG	15	100	30.5	7.8	0.01	0.25	0.04	1.02	0.315	8
		500	152.4	34.2						
		1000	304.8	71.9						
9431 NEC CMG CEC CMG	20	100	30.5	9	0.01	0.25	0.04	1.02	0.345	8.76
		500	152.4	43.7						
		1000	304.8	90.9						
8459 NEC CMG CEC CMG	25	100	30.5	10.9	0.01	0.25	0.04	1.02	0.387	9.83
		500	152.4	54.9						
		1000	304.8	108.3						




**Description**  
 UL AWM Style/CSA Cert  
 20 Gauge

**Product Description:**  
 Stranded conductors (7x28)  
 Tinned copper, PVC insulated, conductors cabled. Chrome PVC jacket.

9444 NEC CMG CEC CMG	4	100	30.5	3.3	0.013	0.33	0.032	0.81	0.217	5.51
		U-500	U-152.4	15.5						
		500	152.4	16.2						
		U-1000	U-304.8	30.1						
		1000	304.8	29.9						
9445 MEC CMG CEC CMG	5	100	30.5	4.1	0.013	0.33	0.032	0.81	0.239	6.07
		U-500	U-152.4	19.3						
		500	152.4	20						
		U-1000	U-304.8	38.1						
		1000	304.8	38.1						



## Multiconductor, Unshielded - Belden



Description  
UL AWM Style/CSA Cert  
20 Gage

Product Description:  
Stranded conductors (7x28)  
Tinned copper, PVC insulated, conductors  
cabled. Chrome PVC jacket.

Belden No. UL NEC C(UL) CEC Type	No. of Cond.	Standard Lengths		Std. Unit Lbs. Ea.	Insulation Thickness		Jacket Thickness		Nominal O.D.	
		ft.	m		Inch	mm	Inch	mm	Inch	mm
9439 NEC CMG CEC CMG	7	100	30.5	5.2	0.013	0.33	0.032	0.81	0.26	6.6
		U-500	U-152.4	22.5						
		500	152.4	22.6						
		U-1000	U-304.8	44.3						
		1000	304.8	47.1						
9455 NEC CMG CEC CMG	9	100	30.5	6.8	0.013	0.33	0.035	0.89	0.317	8.05
		500	152.4	32.6						
		1000	304.8	68.5						
9457 NEC CMG CEC CMG	12	100	30.5	8.2	0.013	0.33	0.035	0.89	0.338	8.58
		500	152.4	39.4						
		1000	304.8	80.7						
9458 NEC CMG CEC CMG	15	100	30.5	11.3	0.013	0.33	0.04	1.02	0.389	9.88
		500	152.4	55.2						
		1000	304.8	106.6						

Description  
UL AWM Style  
CSA Cert  
18 Gage

Product Description:  
Stranded Conductors (19x30)  
Tinned copper, PVC insulated, conductors  
cabled. Chrome PVC jacket

8489 NEC CMG CEC CMG	4	100	30.5	5.1	0.017	0.43	0.032	0.81	0.257	6.53
		250	76.2	12.5						
		U-500	U-152.4	24.5						
		500	152.4	25.4						
		U-1000	U-304.8	46.4						
		1000	304.8	49.4						
8465 NEC CMG CEC CMG	5	100	30.5	6.1	0.017	0.43	0.033	0.84	0.282	7.16
		U-500	U-152.4	29.4						
		500	152.4	30.6						
		U-1000	U-304.8	58.4						
		1000	304.8	61.7						
8467 NEC CMG CEC CMG	7	100	30.5	8	0.017	0.43	0.037	0.94	0.314	7.98
		250	76.2	20.9						
		500	152.4	40						
		1000	304.8	82.2						
8469 NEC CMG CEC CMG	9	100	30.5	10.1	0.017	0.43	0.037	0.94	0.364	9.25
		250	76.2	26.3						
		500	152.4	54.4						
		1000	304.8	105						
8466 NEC CMG CEC CMG	12	100	30.5	13.3	0.017	0.43	0.04	1.02	0.412	10.46
		250	76.2	33						
		500	152.4	67.6						
		1000	304.8	131.4						
8468 NEC CMG CEC CMG	15	100	30.5	17.6	0.017	0.43	0.045	1.14	0.5	12.7
		500	152.4	90.4						
		1000	304.8	176.7						
9626 NEC CMG CEC CMG	25	100	30.5	29.4	0.017	0.43	0.06	1.52	0.612	15.54
		500	152.4	141.1						
		1000	304.8	280.9						

## Plenum Audio, Control, and Instrumentation




Description  
UL AWM Style  
CSA Cert  
22 Gage

Product Description: Stranded Conductors  
(7x30) Tinned copper, FEP insulated, conductors  
cabled. Red FEP jacket. Listed for use in an air  
plenum non-conduit.

Belden No. UL NEC C(UL) CEC Type	No. of Cond.	Standard Lengths		Std. Unit Lbs. Ea.	Insulation Thickness		Jacket Thickness		Nominal O.D.	
		ft.	m		Inch	mm	Inch	mm	Inch	mm
88444 NEC CMG CEC CMG	4	500	152.4	8.8	0.006	0.15	0.01	0.25	0.121	3.07
		1000	304.8	18.6						

## Multiconductor, Foil Shield - Alpha



Description  
UL AWM Style  
CSA Cert  
UL Type CM

Product Description:  
UL AWM 2092, 2093, 2094, CSA PCC FT4: -20°C TO 60°C **Voltage Rating:** 300 VOLT - CM; 150 VOLT-  
CL2 **Conductor:** Stranded Tinned Copper **Insulation:** Color-Coded Polyethylene (PE) **Shield:**  
Aluminum/Polyester Tape, Foil Facing Outward **Drain Wire:** Stranded Tinned Copper **Jacket:** PVC; UL TYPE  
CM, AWM 2092, 2093, 2094 (24 THRU 16 AWG only) UL TYPE CL2, (14 & 12 AWG), CSA AWM II A FT4;  
Passes UL vertical tray flame test: 'C' Suffix CM or CL2 Rating as applicable

Alpha Part No.	No. of Cond.	Cond. AWG	Strand	Insulation Thickness		Jacket Thickness		Diameter		Drain Wire		Color Code
				Inches	mm	Inches	mm	Inches	mm	AWG	Strand	
2400C	2	24	7/32	.016	0.41	0.020	0.50	0.16	4.0	24	7/32	1,3
2401C	2	22	7/30	.016	0.41	0.020	0.50	0.17	4.3	22	7/30	1,3
2402C	2	22	7/30	.016	0.41	0.020	0.50	0.17	4.3	22	7/30	1,2
2403C	3	22	7/30	.016	0.41	0.020	0.50	0.18	4.7	22	7/30	1-3
2404C	4	22	7/30	.016	0.41	0.020	0.50	0.20	5.1	22	7/30	1-4
2411C	2	20	7/28	.016	0.41	0.020	0.50	0.18	4.7	20	10/30	1,3
2412C	2	20	7/28	.016	0.41	0.020	0.50	0.18	4.7	20	10/30	1,2
2413C	3	20	7/28	.016	0.41	0.020	0.50	0.20	5.2	20	10/30	1-3
2414C	4	20	7/28	.016	0.41	0.020	0.50	0.22	5.7	20	10/30	1-4
2421C	2	18	16/30	.016	0.41	0.020	0.50	0.21	5.3	20	10/30	1,3
2422C	2	18	16/30	.016	0.41	0.020	0.50	0.21	5.3	20	10/30	1,2
2423C	3	18	16/30	.016	0.41	0.020	0.50	0.23	5.8	20	10/30	1-3
2424C	4	18	16/30	.016	0.41	0.020	0.50	0.25	6.4	20	10/30	1-4
2432C	2	16	19/0117	.016	0.41	0.020	0.50	0.24	6.2	18	16/30	1,2
2433C	3	16	19/0117	.016	0.41	0.020	0.50	0.26	6.6	18	16/30	1-3

Description  
UL AWM Style  
CSA Cert  
UL Type CM

Product Description: CSA PCC FT4 -20°C TO 80°C - AWM **Voltage Rating:** 300 Volt  
**Conductor:** Stranded Tinned Copper; **Insulation:** Color-Coded PVC, Polypropylene (PP)  
or Polyethylene (PE) **Shield:** Aluminum/Polyester Tape, Foil Facing Outward **Drain  
Wire:** Stranded Tinned Copper **Jacket:** PVC; UL Type CM CSA PCC FT4; Passes UL  
Vertical Tray Flame Test, 'C' Suffix Indicates CM Rating


Alpha Part No.	No. of Cond.	Cond. AWG	Strand	Insulation Thickness			Jacket Thickness		Diameter		Color Code
				Material	Inches	mm	Inches	mm	Inches	mm	
2465C	4	20	7/28	PVC	0.015	0.38	0.030	0.76	0.23	5.9	2,3 shield 1,4-unshield
2460C	2	22	SOLID	PP	0.008	0.20	0.018	0.45	0.13	3.4	2,3 shield
2416C	2	22	7/30	PP	0.008	0.20	0.020	0.50	0.13	3.4	2,3 shield





# Multiconductor

## Multiconductor, Foil Shield - Alpha



**Product Description:** 7/32 (7X0, 20MM); -20°C to 80°C-AWM 75°C - CM  
**Voltage Rating:** 300 Volt CM 150 Volt AWM **Conductor:** Stranded Tinned Copper  
**Insulation:** Color-Coded PVC **Shield:** Aluminum/Polyester Tape, Foil Facing Outward (100% /coverage) **Drain Wire:** 24 AWG 7/32 Stranded Tinned Copper **Jacket:** PVC; UL Type CM, AWM 2576 CSA PCC FT4;  
 Passes UL Vertical Tray Flame Test 'C' Suffix Indicates CM Rating

Description  
 UL AWM Style  
 CSA Cert  
 24 AWG (0, 23MM)

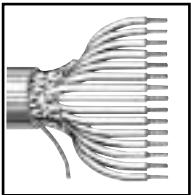
Alpha Part No.	No. of Cond	Insulation Thickness		Jacket Thickness		Diameter	
		Inches	mm	Inches	mm	Inches	mm
1212C	2	0.01	0.25	0.032	0.81	0.16	3.9
1213C	3	0.01	0.25	0.032	0.81	0.17	4.2
1214C	4	0.01	0.25	0.032	0.81	0.18	4.7
1215C	5	0.01	0.25	0.032	0.81	0.18	4.7
1216C	6	0.01	0.25	0.032	0.81	0.2	5.1
1217C	7	0.01	0.25	0.032	0.81	0.2	5.1
1218C	8	0.01	0.25	0.032	0.81	0.21	5.4
1219C	9	0.01	0.25	0.032	0.81	0.22	5.6
1219/10C	10	0.01	0.25	0.032	0.81	0.23	5.9
1219/12C	12	0.01	0.25	0.032	0.81	0.27	6.9
1219/15C	15	0.01	0.25	0.032	0.81	0.28	7.1
1219/20C	20	0.01	0.25	0.032	0.81	0.3	7.7
1219/25C	25	0.01	0.25	0.032	0.81	0.33	8.4
1219/37C	37	0.01	0.25	0.032	0.81	0.39	10.0
1219/40C	40	0.01	0.25	0.032	0.81	0.41	10.3
1219/50C	50	0.01	0.25	0.032	0.81	0.45	11.3

Description  
 UL AWM Style  
 CSA Cert  
 22 AWG (0, 35MM)  
 7/30 (7X0, 25MM)

Alpha Part No.	No. of Cond	Insulation Thickness		Jacket Thickness		Diameter	
		Inches	mm	Inches	mm	Inches	mm
1292C	2	0.01	0.25	0.032	0.81	0.17	4.2
1293C	3	0.01	0.25	0.032	0.81	0.18	4.6
1294C	4	0.01	0.25	0.032	0.81	0.19	4.9
1295C	5	0.01	0.25	0.032	0.81	0.2	5.1
1296C	6	0.01	0.25	0.032	0.81	0.22	5.4
1297C	7	0.01	0.25	0.032	0.81	0.22	5.4
1298C	8	0.01	0.25	0.032	0.81	0.23	5.7
1299C	9	0.01	0.25	0.032	0.81	0.25	6.3
1299/10C	10	0.01	0.25	0.032	0.81	0.27	6.9
1299/12C	12	0.01	0.25	0.032	0.81	0.28	7.1
1299/15C	15	0.01	0.25	0.032	0.81	0.3	7.6
1299/20C	20	0.01	0.25	0.032	0.81	0.33	8.4
1299/25C	25	0.01	0.25	0.032	0.81	0.37	9.4
1299/30C	30	0.01	0.25	0.032	0.81	0.39	9.9
1299/37C	37	0.01	0.25	0.032	0.81	0.43	10.8
1299/40C	40	0.01	0.25	0.032	0.81	0.44	11.2
1299/50C	50	0.01	0.25	0.035	0.89	0.48	12.2

## Multiconductor, Foil Shield - Belden

## Computer Cables for EIA RS-232 Applications



\* Capacitance between conductors.  
 \*\* Capacitance between one conductor and other conductors connected to shield.

Description  
 UL AWM Style  
 CSA Cert  
 24 Gage

**Product Description:**  
 Stranded Conductors (7x32)  
 Tinned copper, S-R PVC insulated, conductors cabled.  
 Beldfoil aluminum-polyester shield with 24 AWG stranded tinned copper drain wire. Chrome PVC jacket.

Belden No. UL NEC C(UL) CEC Type	No. of Cond.	Standard Lengths		Std. Unit Lbs. Ea.	Insulation Thickness		Jacket Thickness		Nominal O.D.		Nominal Capacitance			
		ft.	m		Inch	mm	Inch	mm	Inch	mm	*pF/ft.	*pF/**m	pF/ft.	**pF/m
9533 NEC CMG CEC CMG	3	100	30.5	2.1	0.01	0.25	0.032	0.81	0.162	4.11	33	108	65	213
		U-500	U-152.4	9.1										
		500	152.4	8.5										
		U-1000	U-304.8	17.5										
		1000	304.8	17.6										
9534 NEC CMG CEC CMG	4	100	30.5	2.4	0.01	0.25	0.032	0.81	0.184	4.67	33	108	65	213
		U-500	U-152.4	11.2										
		500	152.4	11.5										
		U-1000	U-304.8	21.7										
		1000	304.8	22.3										
9535 NEC CMG CEC CMG	5	100	30.5	2.7	0.01	0.25	0.032	0.81	0.189	4.8	33	108	65	213
		U-500	U-152.4	12.2										
		500	152.4	12.4										
		U-1000	U-304.8	23.5										
		1000	304.8	24.2										
9536 NEC CMG CEC CMG	6	100	30.5	3	0.01	0.25	0.032	0.81	0.209	5.31	33	108	65	213
		U-500	U-152.4	14.4										
		500	152.4	15										
		U-1000	U-304.8	27.8										
		1000	304.8	28.7										
9537 NEC CMG CEC CMG	7	100	30.5	3.2	0.01	0.25	0.032	0.81	0.2095	5.31	33	108	65	213
		U-500	U-152.4	15.3										
		500	152.4	15.7										
		U-1000	U-304.8	30										
		1000	304.8	30.5										
9538 NEC CMG CEC CMG	8	100	30.5	3.8	0.01	0.25	0.032	0.81	0.224	5.69	33	108	65	213
		U-500	U-152.4	17										
		500	152.4	17.1										
		U-1000	U-304.8	33.1										
		1000	304.8	33.6										

**EDGE**

*Multiconductor, Foil Shield - Belden* *Computer Cables for EIA RS-232 Applications*


(con't.)

Description  
UL AWM Style  
CSA Cert  
24 Gage

**Product Description:**  
Stranded Conductors (7x32)  
Tinned copper, S-R PVC insulated, conductors cabled.  
Beldfoil aluminum-polyester shield with 24 AWG stranded tinned copper drain wire. Chrome PVC jacket.

Belden No. UL NEC C(UL) CEC Type	No. of Conds.	Standard Lengths		Std. Unit Lbs. Ea.	Insulation Thickness		Jacket Thickness		Nominal O.D.		Nominal Capacitance			
		ft.	m		Inch	mm	Inch	mm	Inch	mm	*pF/ft.	*pF/m	**pF/ft.	**pF/m
9538 NEC CMG CEC CMG	8	100 U-500 500 U-1000 1000	30.5 U-152.4 152.4 U-304.8 304.8	3.8 4.2 17.1 33.1 33.6	0.01	0.25	0.032	0.81	0.224	5.69	33	108	65	213
9539 NEC CMG CEC CMG	9	100 U-500 500 U-1000 1000	30.5 U-152.4 152.4 U-304.8 304.8	4.2 20.1 20.8 39.7 39.9	0.01	0.25	0.032	0.81	0.244	6.2	30	98	55	180
9540 NEC CMG CEC CMG	10	100 U-500 500 U-1000 1000	30.5 U-152.4 152.4 U-304.8 304.8	4.5 19.8 20.5 39 44.1	0.01	0.25	0.032	0.81	0.244	6.19	30	98	55	180
9541 NEC CMG CEC CMG	15	100 U-500 500 U-1000 1000	30.5 U-152.4 152.4 U-304.8 304.8	5.9 28 28.6 55.5 58.8	0.01	0.25	0.032	0.81	0.284	7.21	30	98	55	180
9542 NEC CMG CEC CMG	20	100 U-500 500 1000	30.5 U-152.4 152.4 304.8	7.2 33.9 34.5 70.1	0.01	0.25	0.032	0.81	0.314	7.98	30	98	55	180
9543 NEC CMG CEC CMG	25	100 500 1000	30.5 152.4 304.8	8.9 44.7 85.7	0.01	0.25	0.32	0.81	0.339	8.61	30	98	55	180
9544 NEC CMG CEC CMG	30	100 500 1000	30.5 152.4 304.8	10.2 51 101.6	0.01	0.25	0.04	1.02	0.38	9.65	30	98	55	180
9545 NEC CMG CEC CMG	40	100 500 1000	30.5 152.4 304.8	13.6 66.6 130.2	0.01	0.25	0.04	1.02	0.43	10.92	30	98	55	180
9546 NEC CMG CEC CMG	50	100 500 1000	30.5 152.4 304.8	16.5 82.2 163.9	0.01	0.25	0.045	1.14	0.49	12.45	30	98	55	180

*Multiconductor, Foil Shield - Belden* *Audio, Control, and Instrumentation Cables*



\* Capacitance between conductors.  
\*\* Capacitance between one conductor and other conductors connected to shield.

Description UL AWM Style/CSA Cert  
22 Gage

**Product Description:**  
Stranded Conductors (7x30) Tinned copper, polyethylene insulated, conductors cabled. Beldfoil aluminum-polyester shield, 22 AWG stranded tinned copper drain wire. Chrome PVC jacket. 100% shield coverage.

8771 NEC CMG CEC CMG	3	250 U-500 500 U-1000 1000 10000	76.2 U-152.4 152.4 U-304.8 304.8 3048.0	6 11.9 11.5 23.2 23.2 239.8	0.016	0.41	0.033	0.84	0.199	5.05	23	75	41	134
----------------------------	---	--	--	--	-------	------	-------	------	-------	------	----	----	----	-----

Description UL AWM Style/CSA Cert  
20 Gage

**Product Description:**  
Stranded Conductors (7x28)  
Tinned copper, polyethylene insulated, conductors cabled. Beldfoil aluminum-polyester shield, 20 AWG stranded tinned copper drain wire. Chrome PVC jacket. 100% shield coverage.

8772 NEC CMG CEC CMG	3	U-500 500 U-1000 1000	U-152.4 152.4 U-304.8 304.8	16 15.9 31 31.6	0.016	0.41	0.033	0.84	0.218	5.54	27	89	51	167
----------------------------	---	--------------------------------	--------------------------------------	--------------------------	-------	------	-------	------	-------	------	----	----	----	-----





\* Capacitance between conductors.  
\*\* Capacitance between one conductor and other conductors connected to shield.

Description UL AWM/Style  
18 Gage

**Product Description:**  
Stranded Conductors (16x30) Tinned copper, polyethylene insulated, conductors cabled. Beldfoil aluminum-polyester shield, 20 AWG stranded tinned copper drain wire. Chrome PVC jacket. 100% shield coverage.



Description UL AWM/Style  
18 Gage

**Product Description:**  
Stranded Conductors (19x30) Tinned copper, S-R PVC insulated, conductors cabled. Beldfoil aluminum-polyester shield, 20 AWG stranded tinned copper drain wire. Chrome PVC jacket. 100% shield coverage.

Belden No. UL NEC C(UL) CEC Type	No. of Cond.	Standard Lengths		Std. Unit Lbs. Ea.	Insulation Thickness		Jacket Thickness		Nominal O.D.		Nominal Capacitance			
		ft.	m		Inch	mm	Inch	mm	Inch	mm	*pF/ft.	*pF/**m	pF/ft.	**pF/m
		8770 NEC CMG CEC CMG	3		U-500 500 U-1000 1000 10000	U-152.4 152.4 U-304.8 304.8 3048.0	19.6 19.5 38.7 39.2 430.9	0.018 0.46	0.033 0.84	0.246 6.25	24 79	48 157		

9418 NEC CMG CEC CMG	4	100 U-500 500 U-1000 1000 10000	30.5 U-152.4 152.4 U-304.8 304.8 3048.0	5.6 26.9 26.9 53.4 56.4 573.7	0.01 0.25	0.035 0.89	0.245 6.22	70 230	120 394				
----------------------------	---	--	--	--	--------------	---------------	---------------	-----------	------------	--	--	--	--

## Multiconductor, Foil Shield - Belden

## Plenum Audio, Control, and Instrumentation



Description UL AWM/Style  
18 Gage

**Product Description:**  
Tinned copper, FEP insulated, conductors cabled. 20 AWG stranded tinned copper drain wire. Stranded Conductors (19x30) 100% Beldfoil aluminum-polyester shield overall, 100% shield coverage. Red FEP jacketed. Listed for use in an air-plenum non-conduit.

89418 NEC CMP CEC CMP	4	100 500 1000	30.5 U-152.4 152.4 304.8	6.1 24.3 48.1	0.007 0.18	0.015 0.38	0.38 0.182	4.62 30	98 57	187			
-----------------------------	---	--------------------	-----------------------------------	---------------------	---------------	---------------	---------------	------------	----------	-----	--	--	--

## Multiconductor, Foil Shield - Belden

## High-Temperature Control and Instrumentation Cables



Description UL AWM/Style  
22 Gage

**Product Description:**  
Stranded Conductors (7x30) Tinned copper, insulated with FEP, conductors cabled. Noise reducing tape, 22 AWG (7x30) stranded tinned copper drain wire. Special Beldfoil shield. Red Silicone rubber jacket. 150°C maximum -70°C minimum operating temperature. 100% shield coverage. Jacket working voltage: 2000V DC, shield to ground. Passes VW-1 Vertical Wire Flame Test.

83394	2	100 U-500 500	30.5 U-152.4 152.4	2.7 12.8 12.7	0.015 0.38	0.03 0.76	0.204 5.18	22 72	40 131			
83395	3	100 500	30.5 152.4	3.2 15.9	0.015 0.38	0.031 0.79	0.213 5.41	22 72	40 131			
83396	4	100 500	30.5 152.4	3.9 17.9	0.015 0.38	0.03 0.76	0.222 5.64	22 72	40 131			

## Multiconductor, Spiral Shield - Alpha



Description UL AWM/Style  
UL AWM 1108, 2095

**Product Description:**  
-20°C TO 80°C  
**Voltage Rating:** 300 VOLT (22 THRU 16 AWG) 450 VOLT (14 AWG) **Conductors:** Stranded Tinned Copper **Insulation:** Color-Coded PVC **Shield:** Spiral Wrapped Bare Copper (95% Coverage) **Jacket:** PVC; AWM 1108-Single Conductor 22 thru 16 AWG only UL 2095 Multiconductor 22 thru 16 AWG Only

Alpha Part No.	No. of Cond.	Cond. AWG	Strand	Insulation Thickness		Jacket Thickness		Diameter	
				Inches	mm	Inches	mm	Inches	mm
2254/1	1	22	7/30	0.016	0.41	0.020	0.50	0.12	3.0
2254	2	22	7/30	0.016	0.41	0.020	0.50	0.17	4.3
2254/3	3	22	7/30	0.016	0.41	0.020	0.50	0.19	4.8
2254/4	4	22	7/30	0.016	0.41	0.020	0.50	0.2	5.0
2254/6	6	22	7/30	0.016	0.41	0.020	0.50	0.23	5.8
2256/1	1	20	10/30	0.016	0.41	0.020	0.50	0.13	3.3
2256	2	20	10/30	0.016	0.41	0.020	0.50	0.19	4.8
2256/3	3	20	10/30	0.016	0.41	0.020	0.50	0.21	5.3
2256/4	4	20	10/30	0.016	0.41	0.020	0.50	0.22	5.7
2256/6	6	20	10/30	0.016	0.41	0.020	0.50	0.26	6.7
2258/1	1	18	16/30	0.016	0.41	0.020	0.50	0.14	3.6
2258	2	18	16/30	0.016	0.41	0.020	0.50	0.21	5.3
2258/3	3	18	16/30	0.016	0.41	0.020	0.50	0.23	5.8
2258/4	4	18	16/30	0.016	0.41	0.020	0.50	0.25	6.4
2260	2	16	26/30	0.016	0.41	0.020	0.50	0.24	6.1
2260/3	3	16	26/30	0.016	0.50	0.020	0.50	0.26	6.6

FOR ROBOTIC, INDUSTRIAL AUTOMATION  
AND MEDICAL APPLICATIONS

## Alpha Wire XTRA•GUARD® Flexible Cables

- Standard Flexible Control Cable
- High-Flex Control Cable
- High-Flex Mini Diameter Data Cable
- High-Flex Torsion Robotic Cable

FOR THE MOST DIFFICULT APPLICATION SOLUTIONS

## Alpha Wire SPECIALTY CABLES

- Offering the maximum available in technologically advanced cable solutions to solve extreme application requirements.



**Alpha Wire Company**  
Ask your representative for complete product information and specifications.



# Multiconductor

## Multiconductor, Braid Shield - Belden

## Audio, Control, and Instrumentation Cables



Description  
UL AWM/Style  
22 Gage

**Product Description**

Stranded Conductors (7x30) Tinned copper, PVC insulated, conductors cabled. Tinned copper braid shield. Chrome PVC jacket.

Belden No. UL NEC C(UL) CEC Type	No. of Cond.	Standard Lengths		Std. Unit Lbs. Ea.	Insulation Thickness		Jacket Thickness		Nominal O.D.		Nominal Capacitance			
		ft.	m		Inch	mm	Inch	mm	Inch	mm	*pF/ ft.	*pF/** m	pF/ ft.	**pF/ m
8735 NEC CMG CEC CMG	3	100 500 1000	30.5 U-152.4 U-304.8	3 14.8 27.3 2	0.015	0.38	0.025	0.64	0.202	5.13	34	112	60	197

## Multiconductor, Braid Shield - Belden

## Computer Cables for EIA RS-232 Applications



Description  
UL AWM/Style  
24 Gage

**Product Description:**

Stranded Conductors (7x32) Tinned copper, S-R PVC insulated, multi-conductor cable with overall Beldfoil aluminum-polyester plus 65% minimum tinned copper braid shield. Chrome PVC jacket.

Belden No. UL NEC C(UL) CEC Type	No. of Cond.	Standard Lengths		Std. Unit Lbs. Ea.	Nominal Thickness		Nominal O.D.		Nominal Capacitance			
		ft.	m		Cond.	Shield	Inch	mm	*pF/ ft.	*pF/** m	pF/ ft.	**pF/ m
9610 NEC CMG CEC CMG	5	100 500 1000	30.5 152.4 304.8	3.3 15.7 30.1	24.0ohm/M' 78.7ohm/km	6.5ohm/M' 21.3ohm/km	0.215	5.46	35	115	65	213
9614 NEC CMG CEC CMG	9	100 500 1000	30.5 152.4 304.8	4.8 22.7 43.9	24.0ohm/M' 78.7ohm/km	7.5ohm/M' 24.6ohm/km	0.253	6.42	30	98.4	55	180
9616 NEC CMG CEC CMG	15	100 500 1000	30.5 152.4 304.8	6.7 32.1 66.9	24.0ohm/M' 78.7ohm/km	6.0ohm/M' 19.7ohm/km	0.3	7.62	30	98.4	55	180

**Description**

UL AWM/Style  
22 Gage

**Product Description:**

Stranded Conductors (7x30) Tinned copper, S-R PVC insulated, multi-conductor cable with overall Beldfoil aluminum-polyester plus 65% minimum tinned copper braid shield. Chrome PVC jacket.

9939 NEC CMG CEC CMG	3	100 500 1000	30.5 152.4 304.8	3 14.6 27.8	14.7ohm/M' 48.2ohm/km	6.2ohm/M' 20.3ohm/km	0.202	5.13	37	121	67	220
9940 NEC CMG CEC CMG	4	100 500 1000	30.5 152.4 304.8	3.4 16.7 32	14.7ohm/M' 48.2ohm/km	5.0ohm/M' 16.4ohm/km	0.215	5.46	37	121	67	220
9941 NEC CMG CEC CMG	5	100 500 1000	30.5 152.4 304.8	4.1 18.9 37.4	14.7ohm/M' 48.2ohm/km	7.1ohm/M' 23.3ohm/km	0.23	5.84	37	121	67	220
9942 NEC CMG CEC CMG	6	100 500 1000	30.5 152.4 304.8	4.6 14.9 28.6	14.7ohm/M' 48.2ohm/km	7.0ohm/M' 23.0ohm/km	0.245	6.22	35	115	63	207
9943 NEC CMG CEC CMG	7	100 500 1000	30.5 152.4 304.8	4.8 22.9 44.3	14.7ohm/M' 48.2ohm/km	7.0ohm/M' 23.0ohm/km	0.245	6.22	35	115	63	207
9944 NEC CMG CEC CMG	8	100 500 1000	30.5 152.4 304.8	5.4 25.5 53.5	14.7ohm/M' 48.2ohm/km	6.0ohm/M' 19.7ohm/km	0.26	6.6	35	115	63	207
9945 NEC CMG CEC CMG	9	100 500 1000	30.5 152.4 304.8	5.9 27.2 55.1	14.7ohm/M' 48.2ohm/km	5.1ohm/M' 16.7ohm/km	0.28	7.11	35	115	63	207
9946 NEC CMG CEC CMG	10	100 500 1000	30.5 152.4 304.8	6.4 29.8 60.7	14.7ohm/M' 48.2ohm/km	4.6ohm/M' 15.1ohm/km	0.3	7.62	35	115	63	207
9949 NEC CMG CEC CMG	37	100 500 1000	30.5 152.4 304.8	17.8 86.6 172.8	14.7ohm/M' 48.2ohm/km	2.7ohm/M' 8.9ohm/km	0.46	11.68	35	115	63	207
9947 NEC CMG CEC CMG	15	100 500 1000	30.5 152.4 304.8	8.6 42.1 86.1	14.7ohm/M' 48.2ohm/km	4.1ohm/M' 13.5ohm/km	0.34	8.64	35	115	63	207
9948 NEC CMG CEC CMG	25	100 500 1000	30.5 152.4 304.8	12.5 65.8 127.8	14.7ohm/M' 48.2ohm/km	3.1ohm/M' 10.2ohm/km	0.41	10.41	35	115	63	207



**EDGE**

## Multiconductor, Overall Foil/Braid Shield - Belden

## Plenum Audio, Control, and Instrumentation

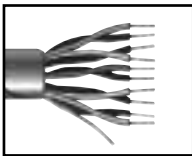


Description  
UL AWM/Style  
18 Gage

**Product Description:**  
Stranded Conductors (19x30) Tinned copper conductors, FEP insulated, conductors cabled. Beldfoil aluminum-polyester shield with 85% tinned copper braid shield. Red FEP jacket. Listed for use in an air plenum non-conduit.

Belden No. UL NEC C(UL) CEC Type	No. of Cond.	Standard Lengths		Std. Unit Lbs. Ea.	Insulation Thickness		Jacket Thickness		Nominal O.D.		Nominal Capacitance			
		ft.	m		Inch	mm	Inch	mm	Inch	mm	*pF/ ft.	*pF/** m	pF/ ft.	**pF/ m
83652 NEC CMP CEC CMP	2	100 500 1000	30.5 152.4 304.8	4.3 17 31.2	0.007	0.18	0.015	0.38	0.179	4.55	33	108	60	197
83653 NEC CMP CEC CMP	3	100 500 1000	30.5 152.4 304.8	6 23.9 47.4	0.007	0.18	0.015	0.38	0.188	4.78	33	108	60	197
83654 NEC CMP CEC CMP	4	100 500 1000	30.5 152.4 304.8	6.1 26.7 55.4	0.007	0.18	0.015	0.38	0.204	5.18	33	108	60	197
83656 NEC CMP CEC CMP	6	100 500 1000	30.5 152.4 304.8	8.2 37.8 75.5	0.007	0.18	0.015	0.38	0.239	6.07	33	108	60	197
83659 NEC CMP CEC CMP	9	100 500 1000	30.5 152.4 304.8	11.2 53.7 98.5	0.007	0.18	0.015	0.38	0.278	7.06	33	108	60	197
83662 NEC CMP CEC CMP	12	100 500 1000	30.5 152.4 304.8	13.3 64.4 125.1	0.007	0.18	0.015	0.38	0.308	7.82	33	108	60	197

## Multipair, Foil Shield - Alpha



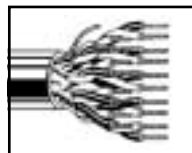
Description  
UL AWM/Style  
24 AWG (0, 23mm)

**Product Description:** Conductor: Stranded Tinned Copper  
Insulation: Color-Coded PVC Operating Temperature: -20°C TO 80°C - AWM, 75°C - CM Voltage Rating: 300 Volt Shield: Aluminum/Polyester Tape foil Facing Inward (100% coverage)  
Drain Wire: Stranded Tinned Copper Jacket: PVC  
Specifications: UL Type CM, AWM 2464 CSA PCC FT4, Passes UL Vertical Tray flame Test \*C\* Suffix Indicates CM Rating

Alpha Part No.	No. of Cond	Insulation Thickness		Jacket Thickness		Diameter		Drain Wire	
		Inches	mm	Inches	mm	Inches	mm	AG	Strand
5471C	1	0.010	0.25	0.032	0.81	0.16	4.1	0.24	7/32
5472C	2	0.010	0.25	0.032	0.81	0.21	5.3	0.24	7/32
5473C	3	0.010	0.25	0.032	0.81	0.23	5.8	0.24	7/32
5474C	4	0.010	0.25	0.032	0.81	0.24	6.1	0.24	7/32

## Multipair, Foil Shield - Belden

## Computer Cables for EIA RS-232 Applications



Description  
UL AWM/Style  
24 Gage  
Stranded (7x32)

**Product Description:**  
Tinned copper, S-R PVC insulated, twisted pairs. Overall Beldfoil aluminum-polyester shield. 24 AWG stranded tinned copper drain wire. Chrome PVC jacket.

Belden No. UL NEC C(UL) CEC Type	No. of Cond.	Standard Lengths		Std. Unit Lbs. Ea.	Nominal D.C.R.		Nominal O.D.		Nom. Imp. (ohms)	Nom. Vel. of Prop.	Nominal Capacitance			
		ft.	m		Cond.	Shield	Inch	mm			*pF/ ft.	*pF/** m	pF/ ft.	**pF/ m
9501 NEC CMG CEC CMG	1	100 U-500 500 U-1000 1000	30.5 U-152.4 152.4 U-304.8 304.8	1.7 7.7 7.4 14.3 14	24ohm/M' 78.7ohm/km	18ohm/M' 59.1ohm/km	0.156	3.96	75	60%	40	131	74	243
9502 NEC CMG CEC CMG P-MSHA- SC-7K- 182037	2	100 U-500 500 U-1000 1000 10000	30.5 U-152.4 152.4 U-304.8 304.8 3048	3 14.7 14.7 28.4 28.9 287.8	24ohm/M' 78.7ohm/km	17ohm/M' 55.8ohm/km	0.222	5.64	75	60%	30	98	50	164
9503 NEC CMG CEC CMG	3	100 U-500 500 U-1000 1000	30.5 U-152.4 152.4 U-304.8 304.8	3.3 14.7 15.3 28.7 29.6	24ohm/M' 78.7ohm/km	17ohm/M' 55.8ohm/km	0.232	5.89	75	60%	30	98	50	164
9504 NEC CMG CEC CMG	4	100 U-500 500 U-1000 1000	30.5 U-152.4 152.4 U-304.8 304.8	4.1 18.2 18.9 35.5 36.5	24ohm/M' 78.7ohm/km	17ohm/M' 55.8ohm/km	0.265	6.73	75	60%	30	98	50	164



## Multipair, Foil Shield - Belden

## Computer Cables for EIA RS-232 Applications

(con't)  
Description  
UL AWM/Style  
24 Gage  
Stranded (7x32)

Belden No. UL NEC C(UL) CEC Type	No. of Cond.	Standard Lengths		Std. Unit Lbs. Ea.	Nominal D.C.R.		Nominal O.D.		Nom. Imp. (ohms)	Nom. Vel. of Prop.	Nominal Capacitance			
		ft.	m		Cond.	Shield	Inch	mm			*pF/ft.	*pF/**m	pF/ft.	**pF/m
9505 NEC CMG CEC CMG	5	100	30.5	4.6	24ohm/M'	17ohm/M'	0.289	7.34	75	60%	30	98	50	164
		U-500	U-152.4	21.8	78.7ohm/km	55.8ohm/km								
		500	152.4	22.7										
		U-1000	U-304.8	43.2										
1000	304.8	46.5												
9506 NEC CMG CEC CMG	6	100	30.5	5.2	24ohm/M'	16ohm/M'	0.289	7.34	75	60%	30	98	50	164
		U-500	U-152.4	24.3	78.7ohm/km	52.5ohm/km								
		500	152.4	25.2										
		U-1000	U-304.8	47.6										
1000	304.8	52												
9507 NEC CMG CEC CMG	7	100	30.5	5.8	24ohm/M'	16.5ohm/M'	0.294	7.47	75	60%	30	98	50	164
		U-500	U-152.4	25.8	78.7ohm/km	54.1ohm/km								
		500	152.4	26.6										
		U-1000	U-304.8	51.1										
1000	304.8	54.4												
9508 NEC CMG CEC CMG	8	100	30.5	6.6	24ohm/M'	16.5ohm/M'	0.324	8.23	75	60%	30	98	50	164
		500	152.4	30.4	78.7ohm/km	54.1ohm/km								
		1000	304.8	62										
9509 NEC CMG CEC CMG	9	100	30.5	7.3	24ohm/M'	16.5ohm/M'	0.334	8.48	75	60%	30	98	50	164
		500	152.4	33.4	78.7ohm/km	54.1ohm/km								
		1000	304.8	68.8										
9510 NEC CMG CEC CMG	10	100	30.5	7.7	24ohm/M'	16.5ohm/M'	0.368	9.34	75	60%	30	98	50	164
		500	152.4	39.5	78.7ohm/km	54.1ohm/km								
		1000	304.8	75.2										
9515 NEC CMG CEC CMG	15	100	30.5	10.4	24ohm/M'	16.5ohm/M'	0.417	10.6	75	60%	30	98	50	164
		500	152.4	53	78.7ohm/km	54.1ohm/km								
		1000	304.8	102.3										
9519 NEC CMG CEC CMG	19	100	30.5	12.7	24ohm/M'	16.5ohm/M'	0.448	11.4	75	60%	30	98	50	164
		500	152.4	62.8	78.7ohm/km	54.1ohm/km								
		1000	304.8	121.8										
9525 NEC CMG CEC CMG	25	100	30.5	15.9	24ohm/M'	16.5ohm/M'	0.503	12.8	75	60%	30	98	50	164
		500	152.4	80.3	78.7ohm/km	54.1ohm/km								
		1000	304.8	156.5										
9550 NEC CMG CEC CMG	50	100	30.5	30.5	24ohm/M'	15.2ohm/M'	0.708	18	75	60%	30	98	50	164
		500	152.4	153.2	78.7ohm/km	49.9ohm/km								
		1000	304.8	309.9										

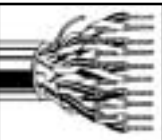


**Product Description:**  
Tinned copper, polypropylene insulated, twisted pair. Beldfoil aluminum-polyester shield. 24 AWG stranded copper drain wire, Chrome PVC jacket. The Beldfoil shield combines high cable reliability with ease of termination. Color Code: Black, Clear

No. UL NEC C(UL) CEC Type	No. of Cond.	Standard Lengths		Std. Unit Lbs. Ea.	Insulation Thickness		Jacket Thickness		Nominal O.D.		Nominal Capacitance			
		ft.	m		Inch	mm	Inch	mm	Inch	mm	*pF/ft.	*pF/**m	pF/ft.	**pF/m
8641	1	100	30.5	1.8	0.016	0.41	0.025	0.64	0.168	4.27	22	72	42	138
		U-500	U-152.4	7.7										
		500	152.4	7.4										
		U-1000	U-304.8	14.4										
		1000	304.8	13.8										
2000	609.6	26.1												

## Multipair, Foil Shield - Belden

## Audio Control, and Instrumentation



Description  
UL AWM/Style  
22 Gage

9305 NEC CMG CEC CMG	4	100	30.5	4.8	0.013	0.33	0.032	0.81	0.265	6.73	35	115	50	164
		U-500	U-152.4	22.4										
		500	152.4	23.2										
		U-1000	U-304.8	43.8										
1000	304.8	43.6												

**Product Description:**  
Solid conductors Tinned copper, PVC insulated, twisted pairs. Overall Beldfoil aluminum-polyester shield. 22 AWG stranded tinned copper drain wire. Chrome PVC jacket.



Description  
UL AWM/Style  
22 Gage  
Solid conductors

**Product Description:** Tinned copper, Datalene insulated, twisted pairs, Duofoil aluminum-polyester shield. 22 AWG stranded tinned copper drain wire. Black PVC jacket.

Belden No. UL NEC C(UL) CEC Type	No. of Cond.	Standard Lengths		Std. Unit Lbs. Ea.	Nominal D.C.R.		Nominal O.D.		Nom. Imp. (ohms)	Nom. Vel. of Prop.	Nominal Capacitance			
		ft.	m		Cond.	Shield	Inch	mm			*pF/ ft.	*pF/** m	pF/ ft.	**pF/ m



Description  
UL AWM/Style  
22 Gage  
Solid Conductor

**Product Description:** Tinned copper, polypropylene insulated, twisted pairs. Beldfoil aluminum-polyester shield. 22 AWG stranded tinned copper drain wire, Gray or Black PVC jacket. Suggested working voltage 200V RMS.

22 Gage Stranded (7x30)

**Product Description:** Tinned copper, PVC insulated, twisted pair, Beldfoil aluminum-polyester shield. 22 AWG stranded tinned copper drain wire. Chrome PVC jacket.

22 Gage Stranded (7x30)

**Product Description:** Tinned copper, polyethylene insulated, twisted pair. Beldfoil aluminum-polyester shield. 22 AWG stranded tinned copper drain wire. Chrome PVC jacket.

**Product Description:** Tinned copper, polypropylene insulated, twisted pair. Beldfoil aluminum-polyester shield. 22 AWG stranded tinned copper drain wire. Paper wrap, Gray or Black PVC jacket. Suggested working voltage: 300V RMS. Unique paper separator facilitates jacket stripping.

20 Gage Stranded (7x28)

**Product Description:** Tinned copper, polyethylene insulated, twisted pair. Beldfoil aluminum-polyester shield. 20 AWG stranded tinned copper drain wire. Chrome PVC jacket.

18 Gage Stranded (16x30)

**Product Description:** Tinned copper, polyethylene insulated, twisted pair. Beldfoil aluminum-polyester shield. 20 AWG stranded tinned copper drain wire. Chrome PVC jacket.

16 Gage Stranded (19x29)

**Product Description:** Tinned copper, polyethylene insulated, twisted pair. Beldfoil aluminum-polyester shield. 8 AWG stranded tinned copper drain wire. Chrome PVC jacket. Color Code: Black, Clear.

14 Gage Stranded (19x27)

**Product Description:** Tinned copper, polyethylene insulated, twisted pair. Beldfoil aluminum-polyester shield. 16 AWG stranded tinned copper drain wire. Chrome PVC jacket. Color Code: Black, Clear.

12 Gage Stranded (19x25)

**Product Description:** Tinned copper, polyethylene insulated, twisted pair. Beldfoil aluminum-polyester shield. 14 AWG stranded tinned copper drain wire. Chrome PVC jacket. Color Code: Black, Clear.

No. UL NEC C(UL) CEC Type	No. of Cond.	Standard Lengths		Std. Unit Lbs. Ea.	Insulation Thickness		Jacket Thickness		Nominal O.D.		Nominal Capacitance			
		ft.	m		Inch	mm	Inch	mm	Inch	mm	*pF/ ft.	*pF/** m	pF/ ft.	**pF/ m
9462 NEC CMG CEC CMG	1	100 U-500 500 U-1000 1000	30.5 U-152.4 152.4 U-304.8 304.8	2.2 9.7 9.4 18.3 17.8	0.013	0.33	0.035	0.89	0.186	4.72	50	164	90	295
8761 NEC CM CEC CM	1	U-500 500 U-1000 1000 2000 5000 10000	U-152.4 152.4 U-304.8 304.8 609.6 1524 3048	9 8.7 16.9 17.7 34.1 88.1 174.4	0.016	0.41	0.025	0.64	0.175	4.45	24	79	47	154
8451 NEC CM CEC CM	1	100 250 U-500 500 U-1000 1000	30.5 76.2 U-152.4 152.4 U-304.8 304.8	1.7 3.5 7.4 7 13.8 13.5	0.008	0.2	0.02	0.51	0.138	3.51	34	111	67	220
8762 NEC CM CEC CM	1	10 250 U-500 500 U-1000 1000 2000 10000	30.5 76.2 U-152.4 152.4 U-304.8 304.8 609.6 3048	2.6 6.3 12.4 12 23.4 23.6 48.6 235.8	0.016	0.41	0.028	0.71	0.204	5.18	27	89	49	161
8760 NEC CM CEC CM	1	250 U-500 500 U-1000 1000 2000 5000 10000	76.2 U-152.4 152.4 U-304.8 304.8 609.6 1524 3048	7.5 13.1 13.8 25.2 25.8 52.6 129.9 256	0.019	0.48	0.028	0.71	0.222	5.64	24	79	44	144
8719 NEC CM CL2 CEC CM	1	U-500 500 U-1000 1000 2000 5000 10000	U-152.4 152.4 U-304.8 304.8 609.6 1524 3048	27.4 27 53.6 56.6 109.4 275.8 579.6	0.032	0.81	0.032	0.81	0.313	7.95	23	75	44	144
8720 NEC CM CL2 CEC CM	1	U-500 500 1000 2000	U-152.4 152.4 304.8 609.6	34.7 34.8 71.7 139.3	0.032	0.81	0.035	0.89	0.355	9.02	24	79	47	154
8718 NEC CM CL2 CEC CM	1	U-500 500 1000 2000	U-152.4 152.4 304.8 609.6	49.1 50.8 101.1 199.8	0.037	0.94	0.041	.02	0.4	10.16	25	82	49	161



**Product Description:**

Tinned copper, PVC insulated, twisted pair. Beldfoil aluminum-polyester shield. 22 AWG stranded tinned copper drain wire. Beige PVC jacket.



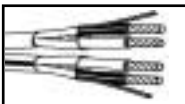
**Product Description:** Tinned copper, polypropylene insulated, twisted pair. Beldfoil aluminum-polyester shield, 22 AWG stranded tinned copper drain wire. PVC jacket in Brown, Red, orange, yellow, green, blue, violet, gray, white, and black. The jacket and shield are bonded so both can be removed with automatic stripping equipment. Drain wire is on the inside of foil shield. Suggested working voltage: 300V RMS

**Product Description:** Tinned copper, polypropylene insulated, twisted pair. Beldfoil aluminum-polyester shield, 22 AWG stranded tinned copper drain wire. PVC jacket in Brown, Red, orange, yellow, green, blue, violet, gray, white, and black.

**Product Description:** Tinned copper, PVC insulated, twisted pair. Beldfoil aluminum-polyester shield, 24 AWG stranded tinned copper drain wire. PVC jacket in Brown, Red, orange, yellow, green, blue, violet, gray, white, and black.

**Product Description:** Tinned copper, polyethylene insulated, twisted pair. Beldfoil aluminum-polyester shield, 20 AWG stranded tinned copper drain wire. Chrome PVC jacket. The jacket and shield are bonded so both can be removed on automatic stripping equipment. Drain Wire is on the inside of foil shield. Color Code: Black, Clear

Description UL AWM/Style  
22 AWG (19 x 34)



No. UL NEC C(UL) CEC Type	No. of Cond.	Standard Lengths		Std. Unit Lbs. Ea.	Insulation Thickness		Jacket Thickness		Nominal O.D.		Nominal Capacitance			
		ft.	m		Inch	mm	Inch	mm	Inch	mm	*pF/ft.	*pF/**m	pF/ft.	**pF/m
9154 NEC CMG CEC CMG	1	U-500	U-152.4	11.9	0.014	0.36	0.031	0.79	0.198	5.03	60	197	100	328
		500	152.4	11.6										
		U-1000	U-304.8	22.8										
		1000	304.8	23.6										

**Product Description:** Tinned copper, polyethylene insulated, twisted pair. Beldfoil aluminum-polyester shield. 22 AWG Stranded tinned copper drain wire. Chrome PVC jacket. The jacket and shield are bonded so both can be removed on automatic stripping equipment.

9461 NEC CM CEC CM	1	U-500	U-152.4	105	0.016	0.41	0.026	0.66	0.18	4.57	24	79	47	154
		U-1000	U-304.8	20.6										
9451 NEC CM CEC CM	1	U-500	U-152.4	7.5	0.008	0.2	0.02	0.51	0.135	3.43	34	111	67	220
		500	152.4	7.6										
		T-1000	T-304.8	15.9										
		U-1000	U-304.8	13.6										
1266A NEC CM CEC CM	1	U-1000	U-304.8	15.1	0.010	.25	0.02	0.51	0.145	3.68	30	99	54	177
		1000	304.8	15.7										
1503A NEC CM CEC CM	1	U-1000	U-304.8	16	0.010	.25	0.02	0.51	0.142	3.61	53	174	97	318
		U-2000	U-609.8	31.4										
9460 NEC CM CEC CM	1	U-500	U-152.4	18.4	0.019	0.48	0.03	0.76	0.23	5.84	24	79	44	144
		U-1000	U-304.8	36.4										

**Product Description:** Stereo and Audio cable. Tinned copper, PVC insulated, dual twisted pairs. Beldfoil aluminum-polyester shields. 24 AWG stranded tinned copper drain wires. Chrome PVC jacket in zip-cord construction with one pair striped for identification. The jackets and shields are bonded so both can be removed with automatic stripping equipment.

1504A NEC CM CEC CM	2	U-1000	U-304.8	220.3	0.010	.25	0.020	.51	0.143	3.63	57	187	100	328
		2000	609.8	40.8					X	X				
										0.3	7.62			

## Multipair, Foil Shield - Belden

## Plenum Audio, Control, and Instrumentation Cables



22 Gage Stranded (7x30)

**Product Description:** Tinned copper, FEP insulated, twisted pair. Beldfoil aluminum-polyester shield. 22 AWG stranded tinned copper drain wire. Red FEP jacket.

22 Gage/Stranded (7x30)

**Product Description:** Tinned copper, FEP insulated, twisted pair. Beldfoil aluminum-polyester shield. 22 AWG stranded tinned copper drain wire. Natural Flamarrrest® jacket. Listed for use in an air plenum non-conduit.

18 Gage Stranded (19x30)


**Product Description:** Tinned copper, FEP insulated, twisted pair. 100% Beldfoil aluminum-polyester shield. 20 AWG stranded tinned copper drain wire. Red FEP jacket.

**Product Description:** Tinned copper, FEP insulated, twisted pair. Beldfoil aluminum-polyester shield. 20 AWG stranded tinned copper drain wire. Natural Flamarrrest® jacket. Listed for use in an air plenum non-conduit.

No. UL NEC C(UL) CEC Type	No. of Cond.	Standard Lengths		Std. Unit Lbs. Ea.	Insulation Thickness		Jacket Thickness		Nominal O.D.		Nominal Capacitance			
		ft.	m		Inch	mm	Inch	mm	Inch	mm	*pF/ft.	*pF/**m	pF/ft.	**pF/m
88761	1	100	30.5	3.3	0.006	0.15	0.015	0.38	0.118	3	35	115	67	220
		U-500	U-152.4	7.1										
		U-1000	U-304.8	14.8										
		500	152.4	8										
		1000	304.8	17.5										
82761	1	U-500	U-152.4	7	0.006	0.15	0.015	0.38	0.118	3	35	115	67	220
		U-1000	U-304.8	13.9										
		1000	304.8	15.5										
88760	1	100	30.5	3.8	0.007	0.18	0.015	0.38	0.154	3.91	51	167	97	318
		U-500	U-152.4	13.2										
		U-1000	U-304.8	26.3										
		500	152.4	16.4										
		1000	304.8	27.6										
82760	1	U-500	U-152.4	12.1	0.007	0.18	0.015	0.38	0.154	3.91	51	167	97	318
		U-1000	U-304.8	23.9										
		1000	304.8	25.5										



## Multipair Data Cables, Individually Shielded - Alpha



**Product Description:** -20°C TO 105°C Voltage Rating: 400 Volt  
 Conductor: Stranded Tinned Copper Insulation: Color-coded high density polypropylene (PP) Shield: Aluminum/Polyester tape  
 Drain Wire: Stranded Tinned Copper Each Pair Part No. 2463C and 2466C Have a Common Drain Wire Jacket: PVC. UL 2717 (Part No. 1243/2C) "C" Suffix Denotes UL Type CM, CSA PCC FT4

Alpha Part No.	AWG	Conductor			No. of Pairs	Insulation Thickness		Jacket Thickness		Diameter	
		sq mm	Strand	mm		Inches	mm	Inches	mm	Inches	mm
2466C	22	0, 36	7/30	7 X 0, 25	2	0.008	0, 20	0.019	0, 48	0.16	4, 1

## Multipair, Individually Shielded - Belden Computer Cables Low Capacitance for EIA RS-422 Applications



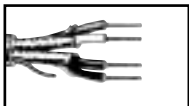
**Description**  
 UL AWM/Style  
 24 Gage  
 Stranded (7x32)

Belden No. UL NEC C(UL) CEC Type	No. of Cond.	Standard Lengths		Std. Unit Lbs. Ea.	Nominal D.C.R.		Nominal O.D.		Nom. Imp. (ohms)	Nom. Vel. of Prop.	Nominal Capacitance			
		ft.	m		Cond.	Shield	Inch	mm			*pF/ft.	*pF/**m	pF/ft.	**pF/m
9729	2	100	30.5	4.6	24.0ohm/M'	18.0ohm/M'	0.317	8.05	100	78%	12.5	41	23.2	76.1
		500	152.4	21.6	78.7ohm/km	59.1ohm/km								
		1000	304.8	44.8										
		10000	3048	414.9										

**Product Description:** Tinned copper, Datalene insulated, twisted pairs. Each pair individually shielded with Beldfoil aluminum-polyester shield and a 24 AWG stranded tinned copper drain wire. Overall Chrome PVC jacket. 300 volts.

## Multipair, Individually Shielded - Belden

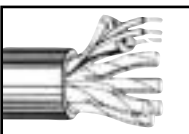
## Audio, Control, and Instrumentation Cables



**Description**  
 UL AWM/Style  
 22 Gage  
 Stranded (7x30)

8723	2	100	30.5	2.3	15.0ohm/M'	16.6ohm/M'	0.168	4.27	45	66%	35	115	62	203
		U-500	U-152.4	10	49.2ohm/km	54.5ohm/km								
		500	152.4	10.8										
		U-1000	U-304.8	20										
		1000	304.8	20.7										
		1640	499.9	32.8										
		U-2000	U-609.6	39.4										
		2000	609.6	39.5										
		3280	999.7	66.8										
		5000	1524	99.5										
10000	3048	200.7												

**Product Description:** Tinned copper, polypropylene insulated. Black and Red under a Beldfoil aluminum-polyester shield, Green and White under a Beldfoil aluminum-polyester shield. 24 AWG stranded tinned copper drain wire. Chrome PVC jacket. Pairs cabled on common axis to reduce diameter. Color code: Red, Black, Green, White. Suggested working voltage: 300V RMS.



**Description**  
 UL AWM/Style  
 22 Gage

8777	3	100	30.5	4.7	15.0ohm/M'	10.6ohm/M'	0.273	6.93	50	66%	30	98	55	180
		U-250	U-76.2	10.8	49.2ohm/km	34.8ohm/km								
		250	76.2	10.5										
		U-500	U-152.4	20.9										
		500	152.4	21.6										
		1000	304.8	44.6										
		1640	499.9	70.2										
		3280	999.7	136.3										
		5000	1524	208										
		10000	3048	448.8										
8778	6	100	30.5	7.8	15.0ohm/M'	10.6ohm/M'	0.362	9.19	50	66%	30	98	55	180
		250	76.2	20.6	49.2ohm/km	34.8ohm/km								
		500	152.4	43.3										
		1000	304.8	82.9										
8774	9	100	30.5	11.9	15.0ohm/M'	10.6ohm/M'	0.417	10.59	50	66%	30	98	55	180
		250	76.2	29.5	49.2ohm/km	4.8ohm/km								
		500	152.4	60.5										
		1000	304.8	117.3										
8775	11	100	30.5	14.1	15.0ohm/M'	10.6ohm/M'	0.464	11.79	50	66%	30	98	55	180
		250	76.2	33.2	49.2ohm/km	34.8ohm/km								
		500	152.4	68.4										
		1000	304.8	133										
8776	15	100	30.5	20.9	15.0ohm/M'	10.6ohm/M'	0.548	13.92	50	66%	30	98	55	180
		250	76.2	50.9	49.2ohm/km	34.8ohm/km								
		500	152.4	97.8										
		1000	304.8	192.2										

**Product Description:** Tinned copper polypropylene insulated, twisted pairs. Each pair individually shielded with Beldfoil aluminum-polyester shield and 22 AWG stranded tinned copper drain wire. Overall chrome PVC jacket.



**Product Description:** Tinned copper polypropylene insulated, twisted pairs. Each pair individually shielded with Beldfoil aluminum-polyester shield and 22 AWG stranded tinned copper drain wire. Overall chrome PVC jacket.

Belden No. UL NEC C(UL) CEC Type	No. of Cond.	Standard Lengths		Std. Unit Lbs. Ea.	Nominal D.C.R.		Nominal O.D.		Nom. Imp. (ohms)	Nom. Vel. of Prop.	Nominal Capacitance				
		ft.	m		Cond.	Shield	Inch	mm			*pF/ ft.	*pF/** m	pF/ ft.	**pF/ m	
															9769
		250	76.2	56.2	49.2ohm/km	4.8ohm/km									
		500	152.4	108.7											
		1000	304.8	214.9											
8773	27	100	30.5	33.8	15.0ohm/M'	10.6ohm/M'	0.709	18	50	66%	30	98	55	180	
		250	76.2	84.9	49.2ohm/km	34.8ohm/km									
		500	152.4	165.8											
		1000	304.8	346.3											

## Plenum Computer Cables - Belden Low Capacitance for EIA RS-232 and EIA RS-422 Applications

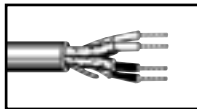


**Description**  
UL AWM/Style  
24 Gage  
Stranded (7x32)

**Product Description:** Tinned copper, twisted pairs. Each pair individually shielded with Beldfoil aluminum-polyester shield. 24 AWG stranded tinned copper drain wire. Non-conduit. Foamed FEP insulated. 100% Beldfoil shield coverage. Flammarrest® jacket.

Belden No. UL NEC CEC CMP	No. of Cond.	Standard Lengths ft.	Standard Lengths m	Std. Unit Lbs. Ea.	Insulation Thickness Inch	Insulation Thickness mm	Jacket Thickness Inch	Jacket Thickness mm	Nominal O.D. Inch	Nominal O.D. mm	Nom. Imp. (ohms)	Nom. Vel. of Prop.	*pF/ ft.	*pF/** m	pF/ ft.	**pF/ m
82729	2	1000	304.8	30.8	23.3ohms/M'	14.4ohms/M'	0.257	6.53	100	78%	12.5	41	22.5	73.82		
NEC CMP		U-1000	U-304.8	27.1	76.4ohms/km	47.2ohms/km										
CEC CMP																

## Plenum Audio, Control, and Instrumentation Cables - Belden



**Description**  
UL AWM/Style  
22 Gage  
Stranded (7x30)

**Product Description:** Tinned copper, Halar insulated twisted pairs. Each pair individually shielded with Beldfoil aluminum-polyester shield. Halar Insulated. Pairs cabled on common axis to reduce diameter. 24 AWG stranded tinned copper drain wire. Natural Flammarrest® jacket.

Belden No. UL NEC CEC CMP	No. of Cond.	Standard Lengths ft.	Standard Lengths m	Std. Unit Lbs. Ea.	Insulation Thickness Inch	Insulation Thickness mm	Jacket Thickness Inch	Jacket Thickness mm	Nominal O.D. Inch	Nominal O.D. mm	Nom. Imp. (ohms)	Nom. Vel. of Prop.	*pF/ ft.	*pF/** m	pF/ ft.	**pF/ m
82723	2	U-500	U-152.4	8.2	14.7ohms/M'	16.6ohms/M'	0.15	3.81	36	62%	43	141	75	246		
NEC CMP		U-1000	U-304.8	15.5	48.2ohms/km	54.5ohms/km										
CEC CMP		1000	304.8	16.7												
		U-2000	U-609.6	30.4												



**Description**  
UL AWM/Style  
22 Gage  
Stranded (7x30)

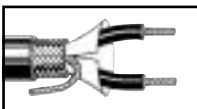
**Product Description:** Tinned copper, Halar insulated. Individually shielded pairs. 22 AWG stranded tinned copper drain wire. Natural Flammarrest® jacket.

Belden No. UL NEC CEC CMP	No. of Cond.	Standard Lengths ft.	Standard Lengths m	Std. Unit Lbs. Ea.	Insulation Thickness Inch	Insulation Thickness mm	Jacket Thickness Inch	Jacket Thickness mm	Nominal O.D. Inch	Nominal O.D. mm	Nom. Imp. (ohms)	Nom. Vel. of Prop.	*pF/ ft.	*pF/** m	pF/ ft.	**pF/ m
82777	3	U-500	U-152.4	19.6	14.7ohms/M'	11.3ohms/M'	0.234	5.94	46	62%	35	115	76	249		
NEC CMP		1000	304.8	40.6	48.2ohms/km	37.1ohms/km										
CEC CMP		U-1000	U-304.8	37.6												

**Product Description:** Tinned copper, Halar insulated. Individually shielded pairs. 22 AWG stranded tinned copper drain wire. Natural Flammarrest® jacket.

Belden No. UL NEC CEC CMP	No. of Cond.	Standard Lengths ft.	Standard Lengths m	Std. Unit Lbs. Ea.	Insulation Thickness Inch	Insulation Thickness mm	Jacket Thickness Inch	Jacket Thickness mm	Nominal O.D. Inch	Nominal O.D. mm	Nom. Imp. (ohms)	Nom. Vel. of Prop.	*pF/ ft.	*pF/** m	pF/ ft.	**pF/ m
82778	6	1000	304.8	80.5	14.7ohms/M'	11.3ohms/M'	0.33	8.38	46	62%	35	115	76	249		
NEC CMP					48.2ohms/km	37.1ohms/km										
CEC CMP																

## Multipair, Braid Shield - Belden Audio, Control, and Instrumentation Cables



**Description**  
UL AWM/Style  
22 Gage  
Solid

**Product Description:** Tinned copper, PVC insulated, twisted pair. Polyester tape, 22 AWG stranded tinned copper drain wire. Tinned copper braid shield. Black PVC jacket.

**Description UL AWM/Style**  
22 Gage Stranded (7x30)

**Product Description:** Tinned copper, PVC insulated, twisted pair. Polyester tape, 22 AWG stranded tinned copper drain wire. Tinned copper braid shield. Black PVC jacket.

**Description UL AWM/Style**  
18 Gage Stranded (16x30)

**Product Description:** Tinned copper, rubber insulated, twisted pair. Separator. Tinned copper braid shield. Chrome PVC jacket. Suggested working voltage: 300V RMS.

Belden No. UL NEC C(UL) CEC Type	No. of Cond.	Standard Lengths		Std. Unit Lbs. Ea.	Insulation Thickness		Jacket Thickness		Nominal O.D.		Nominal Capacitance					
		ft.	m		Inch	mm	Inch	mm	Inch	mm	*pF/ ft.	*pF/** m	pF/ ft.	**pF/ m		
															8437	1
NEC CMG		1000	304.8	24.5												
CEC CMG																
8441	1	100	30.5	3.8	0.015	0.38	0.025	0.64	0.21	5.33	49	161	86	282		
NEC CMG		U-500	U-152.4	13.1												
CEC CMG		500	152.4	13.4												
		U-1000	U-304.8	25.3												
		1000	304.8	26.1												
8208	1	100	30.5	4.3	0.022	0.56	0.025	0.64	0.257	6.53	46	151	77	253		
		U-500	U-152.4	19.5												
		500	152.4	20.1												
		U-1000	U-304.8	38												
		1000	304.8	38.8												



## Multipair, Foil/Braid Shield - Belden

## Low Capacitance for EIA RS-485 Applications



**Description**  
UL AWM/Style  
24 Gage  
Stranded (7x32)

**Product Description:** Tinned copper, polyethylene insulated, twisted pairs. Overall Beldfoil aluminum-polyester shield. 24 AWG stranded tinned copper drain wire. Overall tinned copper braid shield (90% coverage). Chrome PVC jacket

Belden No. UL NEC C(UL) CEC Type	No. of Cond.	Standard Lengths		Std. Unit Lbs. Ea.	Nominal D.C.R.		Nominal O.D.		Nom. Imp. (ohms)	Nom Vel. of Prop.	Nominal Capacitance			
		ft.	m		Cond.	Shield	Inch	mm			*pF/ ft.	*pF/** m	pF/ ft.	**pF/ m
9841 NEC CM CEC CM	1	100	30.5	3.9	24.0ohm/M'	3.35ohm/M'	0.232	5.89	120	66%	12.8	42	23	75.5
		500	152.4	19.3	78.7ohm/km	11.0ohm/km								
		1000	304.8	36.8										
9842 NEC CM CEC CM	2	100	30.5	5.5	24.0ohm/M'	2.20ohm/M'	0.34	8.64	120	66%	12.8	42	23	75.5
		500	152.4	28.8	78.7ohm/km	7.2ohm/km								
		1000	304.8	53.9										

## Computer Cables

## Low Capacitance for EIA RS-232 and EIA RS-422 Applications



24 Gage  
Stranded (7x32)

**Product Description:** Tinned copper, polyethylene insulated, twisted pairs. Overall Beldfoil aluminum-polyester shield. 24 AWG stranded tinned copper drain wire. Overall tinned copper braid shield (65% coverage). Chrome PVC jacket

9829 NEC CM CEC CM	2	100	30.5	5.3	24.0ohm/M'	3.8ohm/M'	0.29	7.39	100	66%	15.5	50.9	27.5	90.2
		500	152.4	25.2	78.7ohm/km	12.5ohm/km								
		1000	304.8	50.9										
8102 NEC CM CEC CM	2	100	30.5	4	24.0ohm/M'	4.6ohm/M'	0.27	6.86	100	78%	12.5	41	22	72.2
		500	152.4	19.8	78.7ohm/km	15.1ohm/km								
		1000	304.8	40.4										
		10000	3048	369										
8103 NEC CM CEC CM	3	100	30.5	5	24.0ohm/M'	3.8ohm/M'	0.283	7.19	100	78%	12.5	41	22	72.2
		500	152.4	22.4	78.7ohm/km	12.5ohm/km								
		1000	304.8	46										
		10000	3048	439.2										

**Description** UL AWM/Style  
24 Gage Stranded (7x32)

**Product Description:** Tinned copper, Datalene insulated, twisted pairs. Overall Beldfoil aluminum-polyester shield. 24 AWG stranded tinned copper drain wire. Overall tinned copper braid shield (65% coverage). Chrome PVC jacket.

## Non-Plenum -Alpha



9055



9059C, 9059, 9830



9845



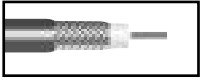
9187A, 9196A,  
9178B, 9188A

Alpha Part No Type	Inner Conductor			Dielectric		Shield	Nom	Jacket		UL Style No.	VP %	Capacitance pF/ft (pf/m)	Specs
	AWG (sq mm)	Strand	Mat'l	Mat'l	Diameter In. (mm)	Mat'l	Cov. %	Mat'l	Diameter In. (mm)				
9055 55/U	20 (0, 52)	SOLID	BC	PE	0.116 (2, 95)	DOUBLE TC BRAID	99	Natural	0.206	—	66	28.8 (94, 5)	—
								PE	(5, 23)				
9059C 59/U	22 (0, 32)	SOLID	CW	PE	0.146 (3, 71)	BC BRAID	95	Black, Red Green, Blue Gray V	0.242	1354	66	21.4 (70, 2)	UL Standard 13, Type CL2
								(6, 15)					
9059 59/U	22 (0, 32)	SOLID	CW	PE	0.146 (3, 71)	BC BRAID	95	White Gray Black, V	0.242	1354	66	21.4 (70, 2)	JAN-C-17A
								(6, 15)					
9830 59/U	22 (0, 32)	SOLID	CW	PE	0.146 (3, 71)	BC BRAID	80	Black V	0.242	1354	66	21.6 (70, 8)	—
								(6, 15)					
9845 59 B/U	23 (0, 26)	SOLID	CW	PE	0.146 (3, 71)	BC BRAID	95	Black V	0.242 X 0.504	—	66	20.1 (65, 9)	—
								(6, 15) X (13, 00)					
9187A 187 A/U	30 (0, 06)	7/38 (7 X 0, 10)	SCW	TFE	0.06 (1, 52)	SC BRAID	94	White TFE Tape	0.105	—	70	19.5 (64, 0)	—
								(2, 67)					
9196A 196 A/U	30 (0, 06)	7/38 (7 X 0, 101)	SCW	TFE	0.034 (0, 86)	SC BRAID	95	White TFE Tape	0.076	—	70	27.8 (91, 2)	—
								(1, 93)					
9178B 178 B/U	30 (0, 06)	7/38 (7 X 0, 10)	SCW	TFE	0.034 (0, 86)	SC BRAID	96	Natural FEP	0.071	—	70	28.4 (93, 1)	100% Sweep Test@ 5 TO 300MHz
								(1, 80)					
9188A 188A/U	25 (0, 16)	7/0.0067 (7 X 0, 17)	SCW	TFE	0.06 (1,52)	SC BRAID	94	White TFE Tape	0.106	—	70	28.3 (92, 8)	—
								(2, 69)					





9062, 9062A



9174



9179



9213, 9214



9316



9223, 9807

Alpha Part No Type	Inner Conductor			Dielectric		Shield		Nom Cov., %	Jacket		UL Style No.	VP %	Capacitance pF/ft (pF/m)	Specs
	AWG (sq mm)	Strand (mm)	Mat'l	Mat'l	Diameter In. (mm)	Mat'l			Mat'l	Diameter In. (mm)				
9062 62/U	22 (0, 32)	SOLID	CW	SSP	0.146 (3, 71)	BC BRAID		81	Black V (Indoor)	0.242 (6, 15)	—	84	13.1 (14, 0)	JAN-C-17A
9062AC 62 A/U	22 (0, 32)	SOLID	CW	SSP	0.146 (3, 71)	BC BRAID		95	Black, White Red, Green Blue, Gray Orange	0.242 (6, 15)	1478	84	13.2 (67, 6)	UL Standard 13 TYPE CL2
9174 174/U	26 (0, 14)	7/34 (7 X 0, 16)	CW	PE	0.06 (1, 52)	TC BRAID		88	Black V	0.1 (2, 54)	1354	66	31.1 (102, 0)	—
9179B 179 B/U	30 (0, 06)	7/38 (7 X 0, 10)	SCW	TFE	0.063 (1, 60)	SC BRAID		93	Brown Tint FEP	0.1 (2, 54)	—	70	19.6 (64, 3)	100% Sweep Test @ 5 TO 300MHz
9213 213/U	13 (1, 83)	7/0.0296 (7 X 0, 75)	BC	PE	0.284 (7, 25)	BC BRAID		96	BLACK NCV	0.405 (10, 29)	—	66	30.8 (101, 0)	MIL-C-17D TYPE
9214 214/U	13 (1, 83)	7/0.0296 (7 X 0, 75)	SC	PE	0.284 (7, 25)	DOUBLE SC BRAID		99	Black NCV	0.425 (10, 80)	—	66	30.8 (101, 0)	MIL-C-17D TYPE
9316 316/U	26 (0, 15)	7/0.0067 (7 X 0, 17)	SCCS	TFE	0.06 (1, 52)	SC		93	FEP Yellow V	0.098 (2, 48)	—	70	30 (98, 43)	—
9807 VIDEO	20 (0, 52)	SOLID	BC	PE	0.2 (5, 08)	DOUBLE TC BRAID		99	Black PE	0.304 (7, 72)	—	66	20.7 (67, 9)	100% Sweep Test @ 5 To 300 MHZ, JAN-C-17A
9223 223/U	19 (0, 65)	SOLID	SC	PE	0.116 (2, 94)	DOUBLE SC BRAID		99	Black NCV	0.212 (5, 38)	—	66	31.5 (103, 3)	MIL-C-17D Type

**Broadband Cable - Alpha** **RG Series 6 DBS Cable**



Choose RG Series 6 DBS Cables for: Effective transmission of video and data signals, Aerial & direct burial drop cables, master antenna & community antenna drops, CATV house drops Applications: Hospitals, office complexes, colleges and universities plant facilities, direct broadcast (DBS)

8650 RG6 C(UL) CM	18 (0, 82)	SOLID	CW	FPE	0.180 (4, 57)	DBII & AB	100 60	BLACK PVC	.270 (6, 86)	CATV CM	82	16.2 (53, 1)	100% Sweep Tested to 1.8GHz
-------------------	------------	-------	----	-----	---------------	-----------	--------	-----------	--------------	---------	----	--------------	-----------------------------

**MATV Cables - Belden**



Description  
UL AWM/Style  
Series 59  
20 AWG

Product Description: PVC Jacket. Sweep Tested. 5-550 MHz Gas Injected

Belden Part No. UL NEC C(UL) CEC	Standard Lengths		Std Unit Lbs. ea	AWG (stranding) Dia. In In. Nom. D.C.R.	Insulation & Nominal Core O.D.		Nominal O.D.		No. of Shields & Material Nom. D.C.R.	Nom. Imp. (ohms)	Nom. Vel. of Prop.	Nominal Capacitance	
	ft.	m			Inch	mm	Inch	mm				pF/ft	pF/m
9275 NEC CATV CM CEC CM	U-500 Black	U-152.4	12	20 (solid) .032 bare copper covered	0.144	3.66	0.237	6.02	Duofoil® +40% aluminum braid	75	82%	16.2	53.1
	U-1000 White Black 1000 Black	U-304.8	23.5	20 (solid) .032 bare copper covered steel 44.5 ohm/M' 146.0 ohm/km					17.0 ohm/M' 55.8 ohm/km				



Product Description: PVC Jacket. Sweep Tested. 5-1000 MHz. Gas injected.

9100 NEC CATV CM CEC CM	U-500 Black	U-152.4	12	20 (solid) .032 bare copper covered steel 44.5 ohm/M' 146.0 ohm/km	0.144	3.66	0.237	6.02	Duobond®, II +40% aluminum braid	75	82%	16.2	53.1
	U-1000 White Black E-1000 Black White	U-304.8	23.5	20 (solid) .032 bare copper covered steel 44.5 ohm/M' 146.0 ohm/km					17.0 ohm/M' 55.8 ohm/km				



**Description**  
UL AWM/Style  
Series 6  
18 AWG

**Product Description:** Gas Injected, PVC Jacket. Sweep Tested. 5-1000 MHz.

Belden Part No. UL NEC C(UL) CEC Type	Standard Lengths		Std Unit Lbs. ea	AWG (stranding) Dia. In In.) Nom. D.C.R.	Insulation & Nominal Core O.D.		Nominal O.D.		No. of Shields & Material Nom. D.C.R.	Nom. Imp. (ohms)	Nom. Vel. of Prop.	Nominal Capacitance	
	ft.	m			Inch	mm	Inch	mm				pF/ft	pF/m
	9114 NEC CATV CM CEC CM	U-500 Black 1000 Black U-1000 Black Lt Beige			U-152.4 304.8 U-304.8	15.6 32.5 29.7	18 (solid) .040 bare copper covered steel 31.00 ohm/M' 101.7 ohm/km	0.18				4.57	0.27

## DBS Cables - 1800 MHz



**Description**  
UL AWM/Style  
Series 6  
18 AWG

**Product Description:** Gas Injected Black PVC Jacket., 950 MHz-1800 MHz. Sweep Tested.

1829A NEC CATV CM CEC CM	U-1000 1000 E-700	U-304.8 304.8 E-213.3	33.9 36.9 302.4	18 (solid) .040 bare copper covered steel 31.0 ohm/M' 101.7 ohm/km	0.18	4.57	0.27	6.86	Duobond II +60% aluminum braid 12.9 ohm/M' 42.3 ohm/km	75	82%	16.2	53.1
-----------------------------------	-------------------------	-----------------------------	-----------------------	--	------	------	------	------	---	----	-----	------	------

## Broadband Cables - Belden



**Product Description:** Black, White, Beige, White, Beige, in UnReel® Only. PVC jacket. Sweep Tested. 5 MHz-1 GHz, 20db Min. Gas Injected.

**Product Description:** Black PVC jacket. Gas Injected. Sweep Tested. 5 MHz-1 GHz, 20 dB Min.



**Description**  
UL AWM/Style  
Series 6  
18 AWG

**Product Description:** Black, Neutral, White, Beige, Beige in UnReel Only. PVC jacket. Sweep Tested 5 MHz-1 GHz, 20 dB, Gas injected.

**Product Description:** Black PVC jacket Sweep Tested. 5 MHz-1 GHz, 20 dB Min. Gas Injected.

**Product Description:** Natural Flamarrest® jacket. Foam FEP.

9104 NEC CATV CM CEC CM	U-1000 1000 E-1000	U-304.8 304.8 E-304.8	26.4 26.5 294	20 (solid) .032 bare copper covered steel 44.5 ohm/M' 146.0 ohm/km	0.144	3.66	0.237	6.02	Duobond® II +67% aluminum braid 12.0 ohm/M' 39.4 ohm/km	75	82%	16.2	53.1
9104R NEC CATVR CMR CEC CMR	U-1000 1000	U-304.8 304.8	26.4 26.5	20 (solid) .032 bare copper covered steel 44.5 ohm/M' 146.0 ohm/km	0.144	3.66	0.237	6.02	Duobond® II +67% aluminum braid 12.0 ohm/M' 39.4 ohm/km	75	82%	16.2	53.1
9116 NEC CATV CM CM CEC CM	U-1000 1000 E-700	U-304.8 304.8 E-213.3	33.9 36.6 302.4	18 (solid) .040 bare copper covered steel 31.0 ohm/M' 101.7 ohm/km	0.18	4.57	0.27	6.86	Duobond II +60% aluminum braid 12.90 ohm/M' 42.30 ohm/km	75	82%	16.2	53.1
9116R NEC CATVR CMR CEC CMR	U-1000 1000	U-304.8 304.8	30.9 33.7	18 (solid) .040 bare copper covered steel 31.0 ohm/M' 101.7 ohm/k	0.18	4.57	0.27	6.86	Duobond II +60% aluminum braid 12.90 ohm/M' 42.30 ohm/km	75	82%	16.2	53.1
9116P NEC CATVP CMP CEC CMP	U-1000 1000	U-304.8 304.8	30.9 33.7	18 (solid) .040 bare copper covered steel 31.0 ohm/M' 101.7 ohm/km	0.17	4.32	0.235	5.97	Duofoil +60% aluminum braid 12.90 ohm/M' 42.30 ohm/km	75	82%	16.2	53.1





**Description**  
UL AWM/Style  
Series 6  
18 AWG

**Product Description:** Black PVC jacket. Sweep Tested. 5 MHz-1 GHz, 20 dB Min. .051" (1.3mm) Galvanized Steel Messenger. Gas injected.

**Product Description:** Black Polyethylene jacket. Sweep Tested 5 MHz-1 GHz, 20 dB Min. CoreGuard Burial. Gas Injected.



**Product Description:** Black, Neutral PVC jacket. Sweep Tested. 5 MHz-1 GHz, 20 dB Min. Gas Injected.

**Product Description:** Natural Flamarrest® jacket. Foam FEP.



**Product Description:** Black, Neutral PVC jacket. 5 MHz-1 GHz, 20dB Min. Sweep Tested. Gas Injected.

**Product Description:** Black Polyethylene jacket. Sweep Tested. 5 MHz-1 GHz, 20dB Min. CoreGuard Burial. Gas Injected.



**Product Description:** Black, White, Black, White, Beige Neutral PVC Jacket, Black, White, Neutral in UnReel® Only. Sweep Tested. 5 MHz-1 GHz, 20dB Min. Gas injected.



**Product Description:** Black fluorocopolymer jacket. Foam FEP.



**Description**  
UL AWM/Style  
Series 11  
14 AWG

**Product Description:** Black PVC jacket. Sweep Tested. 5 MHz-1 GHz, 20dB Min. Gas injected.

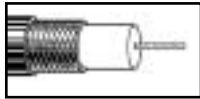
Belden Part No. UL NEC C(UL) CEC	Standard Lengths		Std Unit Lbs. ea	AWG (stranding) Dia. In In.) Nom. D.C.R.	Insulation & Nominal Core O.D.		Nominal O.D.		No. of Shields & Material Nom. D.C.R.	Nom. Imp. (ohms)	Nom. Vel. of Prop.	Nominal Capacitance		
	Type	ft.			m	Inch	mm	Inch				mm	pF/ft	pF/m
9117		1000	304.8	49.6	18 (solid) .040 bare copper covered steel 31.0 ohm/M' 101.7 ohm/km	0.18	4.57	0.273 x 0.416	6.99 x 10.57	Duobond® II +60% aluminum braid 12.90 ohm/M' 42.30 ohm/km	75	82%	16.2	53.1
9066		1000	304.8	32.6	18 (solid) .040 bare copper covered steel 31.0 ohm/M' 101.7 ohm/km	0.18	4.57	0.27	6.86	Duobond® II +60% aluminum braid 12.90 ohm/M' 42.30 ohm/km	75	82%	16.2	53.1
1530A NEC CATV CM CEC CM	U-1000 1000 E-700	U-304.8 304.8 E-213.3	39.1 39.1 286.4	18 (solid) .040 bare copper covered steel 31.0 ohm/M' 101.7 ohm/km	0.18	4.57	0.27	6.86	Duobond II +90% aluminum braid 7.90 ohm/M' 25.9 ohm/km	75	82%	16.2	53.1	
1530AP NEC CATVP CMP CEC CMP	U-1000 1000	U-304.8 304.8	39.1 39.1	18 (solid) .040 bare copper covered steel 31.0 ohm/M' 101.7 ohm/km	0.17	4.32	0.235	5.97	Duofoil® +90% aluminum braid 7.90 ohm/M' 25.9 ohm/km	75	82%	16.2	53.1	
1613A NEC CATV CM CEC CM	U-1000 1000 E-700	U-304.8 304.8 E-213.3	29.3 31.9 226	18 (solid) .040 bare copper covered steel 31.0 ohm/M' 101.7 ohm/km	0.18	4.57	0.275	6.99	Duobond III (TRI) + 80% aluminum braid 6.9 ohm/M' 22.6 ohm/km	75	82%	16.2	53.1	
9062		1000	304.8	34.6	18 (solid) .040 bare copper covered steel 31.0 ohm/M' 101.7 ohm/km	0.18	4.57	0.275	6.99	Duobond® Plus +80% aluminum braid 7.0 ohm/M' 23.0 ohm/km	75	82%	16.2	53.1
1189A NEC CATV CM CEC CM	U-1000 1000 E-700	U-304.8 304.8 E-213.3	39.6 39.6 290.6	18 (solid) .040 bare copper covered steel 31.0 ohm/M' 101.7 ohm/km	0.18	4.57	0.298	7.57	Duobond IV 60% & 40% aluminum braids 7.0 ohm/M' 23.6ohm/km	75	82%	16.2	53.1	
87120 NEC CMP CATVP CEC CMP	500 1000	152.4 304.8	23.1 46.2	18 (solid) .040 bare copper covered steel 21.7 ohm/M' 71.2 ohm/km	0.17	4.32	0.234	5.94	Duofoil +95% tinned copper braid 1.7 ohm/M' 5.6 ohm/km	75	82%	16.2	53.1	
1523A NEC CATV CM CEC CM		1000	304.8	70	14 (solid) .064 bare copper covered steel 11.0 ohm/M' 36.1 ohm/km	0.28	7.11	0.4	10.16	Duobond® II +60% aluminum braid 4.1 ohm/M' 13.4 ohm/km	75	82%	16.2	53.1



(con't)  
**Product Description:** Black PVC jacket. Sweep tested 5 MHz-1 GHz, 20 dB Min. Gas injected.

Belden Part No. UL NEC C(UL) CEC	Standard Lengths		Std Unit Lbs. ea	AWG (stranding) Dia. In In.) Nom. D.C.R.	Insulation & Nominal Core O.D.		Nominal O.D.		No. of Shields & Material Nom. D.C.R.	Nom. Imp. (ohms)	Nom. Vel. of Prop.	Nominal Capacitance	
					Inch	mm	Inch	mm				pF/ft	pF/m
	Type	ft.			m	Inch	mm	Inch				mm	pF/ft
1523R NEC CATVR CMR CEC CMR	1000	304.8	70	14 (solid) .064 bare copper covered steel 11.0 ohm/M' 36.1 ohm/km	0.28	7.11	0.4	10.16	Duobond® II +60% aluminum braid 4.1 ohm/M' 13.4 ohm/km	75	82%	16.2	53.1

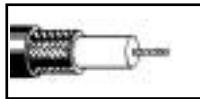
**Brilliance® Standard Analog Video Cables** **75 Ohm Miniature Coax**



**Product Description:** Black PVC jacket. Foam High Density Polyethylene



**Product Description:** Polyethylene, Black PVC jacket.




**Product Description:** Polyethylene, PVC jacket. U-1000, Red, Yellow, Green, Lt. Blue, White, Orange, Black

**Product Description:** Black PVC jacket Flame. Retardant Semi-Foam Polyethylene


**Product Description:** Polyethylene, Black PVC jacket.

**Product Description:** Foam Polyethylene, Matte Black, Red, Blue, Green, White, Gray or Yellow PVC jacket.

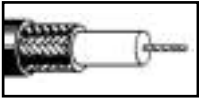
Belden Part No. UL NEC C(UL) CEC	Standard Lengths		Std Unit Lbs. ea	AWG (stranding) Dia. In In.) Nom. D.C.R.	Insulation & Nominal Core O.D.		Nominal O.D.		No. of Shields & Material Nom. D.C.R.	Nom. Imp. (ohms)	Nom. Vel. of Prop.	Nominal Capacitance	
					Inch	mm	Inch	mm				pF/ft	pF/m
	Type	ft.			m	Inch	mm	Inch				mm	pF/ft
9221	100 U-500 500	30.5 U-152.4 152.4	0.9 4 3.5	30 (7x38) 0.012 tinned copper 100.0 ohm/M' 328.0 ohm/km	0.58	1.47	0.097	2.46	Tinned copper braid 89% shield coverage 11.7 ohm/M' 38.4 ohm/km	75	78%	17.3	56.8
8218	100 U-500 500 U-1000 1000	30.5 U-152.4 152.4 U-304.8 304.8	1.6 7.3 7 15.4 15.5	27 (7x35) .017 bare copper covered steel 120.0 ohm/M' 393.7 ohm/km	0.1	2.54	0.15	3.81	Tinned copper braid 93% shield coverage 5.7 ohm/M' 18.7 ohm/km	75	66%	20.5	67.3
8241 NEC CMX CEC CMX	25 Black 100 Black U-1000  U-500 50 100 500 1000 2000 5000 Black	7.6 30.5 30.5 U-304.8 U-152.4 15.2 30.5 152.4 304.8 609.6 1524	1.3 4.3 38.9 20 2.3 4 19.2 38.2 79.8 196.5	23 (solid) .023 bare copper covered steel 47 ohm/M' 154.2 ohm/km	0.146	3.71	0.242	6.15	Bare copper braid 95% shield coverage 2.6 ohm/M' 8.5 ohm/km	75	66%	20.5	67.3
8241A NEC CMG CEC CMG	500 U-1000 1000	152.4 U-304.8 304.8	21 41.5 40.1	23 (solid) .023 bare copper covered steel 47 ohm/M' 154.2 ohm/km	0.146	3.71	0.242	6.15	Bare copper braid 95% shield coverage 2.6 ohm/M' 8.5 ohm/km	75	66%	20.5	67.3
8241B NEC CM CEC CM	500 U-1000 1000	152.4 U-304.8 304.8	18.6 36.8 37	23 (solid) .023 bare copper 204. Ohm/M' 66.9 ohm/km	0.146	3.71	0.242	6.15	Bare copper braid 95% shield coverage 2.9 ohm/M' 9.5 ohm/km	75	66%	20.5	67.3
8241F	1000	304.8	33.8	22 (7x30) .030 bare copper 15.0 ohm/M' 49.2 ohm/km	0.146	3.71	0.242	6.15	Bare copper braid 95% shield coverage 2.6 ohm/M' 8.5 ohm/km	75	78%	17.3	56.8




Product Description: FEP. Black FEP jacket.



Product Description: FEP. Black FEP jacket.



Product Description: Polyethylene, Black non-contaminating PVC jacket.



Product Description: Foam Polyethylene, Gray, White, or Black PVC jacket.

Belden Part No. UL NEC C(UL) CEC Type	Standard Lengths		Std Unit Lbs. ea	AWG (stranding) Dia. In In.) Nom. D.C.R.	Insulation & Nominal Core O.D.		Nominal O.D.		No. of Shields & Material Nom. D.C.R.	Nom. Imp. (ohms)	Nom. Vel. of Prop.	Nominal Capacitance	
	ft.	m			Inch	mm	Inch	mm				pF/ft	pF/m
	88241 NEC CMP CEC CMP	100 500 1000			30.5 152.4 304.8	6.1 22 44	23 (solid) .023 bare copper covered steel 52.0 ohm/M' 170.6 ohm/km	0.134 3.4				0.193 4.9	Bare copper braid 97% shield coverage 2.6 ohm/M' 8.5 ohm/km
82241	U-500 U-1000 1000	U-152.4 U-304.8 304.8	18.9 36.5 42.4	23 (solid) .023 bare copper covered steel 52.0 ohm/M' 170.6 ohm/km	0.134 3.4	0.193 4.9	Bare copper braid 97% shield coverage 2.6 ohm/M' 8.5 ohm/km	75	69.50%	19.5	64		
8263	U-500 500 U-1000 1000	U-152.4 152.4 U-304.8 304.8	18.1 18.8 37.3 36.1	23 (solid) .023 bare copper covered steel 47 ohm/M' 154.2 ohm/km	0.146 3.71	0.242 6.15	Bare copper braid 95% shield coverage 2.6 ohm/M' 8.5 ohm/km	75	66%	20.5	67.3		
8221	100 U-500 500 U-1000 1000	30.5 U-152.4 152.4 U-304.8 304.8	3.8 17 17.8 34.4 33.9	22 (solid) .025 bare copper covered steel 50.0 ohm/M' 164.0 ohm/km	0.146 3.71	0.242 6.15	Bare copper braid 95% shield coverage 2.6 ohm/M' 8.5 ohm/km	80	78%	16.3	53.5		

## Precision Video Cables for Analog and Digital Applications 75 ohm Precision Video Cables

### Analog Video

Belden precision video cables are used in critical analog video circuits and high quality applications such as live broadcast in network studios and pre- or post-production facilities. They should be used anywhere superior signal integrity is required.

Precision video cables usually have solid center conductors and dual shields. The dielectrics can either be foamed or solid. Tighter impedance an attenuation tolerances, superior structural return loss (SRL) specifications, and improved shielding give precision video cables their no-compromise performance.

The frequency response loss curves of the solid dielectric cables are different from those with foam dielectric. Therefore different equalization equipment is necessary and commercially available.

## Precision Video Cables for Analog and Digital Applications 75 ohm Precision Video Cables

### Digital Broadcast

Precision video cables are also recommended for the latest digital video applications. Since its inception in the early 80's, digital broadcast is quickly becoming the preferred video format. The advantages of the digital format are many. Digital is very stable minimizing equipment adjustments. Copies or reproductions retain the quality of the original. Signal degradation is virtually eliminated, and noise immunity is greatly improved. Digital video is transmitted over a cable in either a Parallel or Serial format.

## Sub-Miniature RG-59U Type



Product Description: Gas injected Brown, Red, Orange, yellow,green, blue, violet, gray,white, or black PVC jacket.100% Sweep Tested.

Belden Part No. UL NEC C(UL) CEC Type	Standard Lengths		Std Unit Lbs. ea	AWG (stranding) Dia. In In.) Nom. D.C.R.	Insulation & Nominal Core O.D.		Nominal O.D.		No. of Shields & Material Nom. D.C.R.	Nom. Imp. (ohms)	Nom. Vel. of Prop.	Nominal Capacitance	
	ft.	m			Inch	mm	Inch	mm				pF/ft	pF/m
	1505A	500 1000			152.4 304.8	16.8 32.1	20 (solid) .032 bare copper 10.0 ohm/M' 32.8 ohm/km	0.145 3.68				0.235 5.97	Duofoil® +95% tinned copper braid 3.5ohm/M' 11.5ohm/km





**Product Description:** Foam FEP Brown, Red, Orange, yellow, green, blue, violet, gray, white, or black Flamarest® jacket.

Belden Part No. UL NEC C(UL) CEC Type	Standard Lengths		Std Unit Lbs. ea	AWG (stranding) Dia. In In.) Nom. D.C.R.	Insulation & Nominal Core O.D.		Nominal O.D.		No. of Shields & Material Nom. D.C.R.	Nom. Imp. (ohms)	Nom. Vel. of Prop.	Nominal Capacitance	
	ft.	m			Inch	mm	Inch	mm				pF/ft	pF/m
	1506A	500 1000			152.4 22.5	15 28.8	20 (solid) .032 bare copper 9.9 ohm/M' 32.5 ohm/km	0.135 3.43					0.199 5.05

## Double Braided RG-59/U Type



**Product Description:** Polyethylene Red, yellow, green light blue, white, orange, or black polyethylene jacket 100% Sweep tested.


**Product Description:** FEP. Tinned Black fluorocopolymer jacket.

Belden Part No. UL NEC C(UL) CEC Type	Standard Lengths		Std Unit Lbs. ea	AWG (stranding) Dia. In In.) Nom. D.C.R.	Insulation & Nominal Core O.D.		Nominal O.D.		No. of Shields & Material Nom. D.C.R.	Nom. Imp. (ohms)	Nom. Vel. of Prop.	Nominal Capacitance	
	ft.	m			Inch	mm	Inch	mm				pF/ft	pF/m
	8281	500 1000			152.4 304.8	36.1 73.5	20 (solid) .031 bare copper 9.9 ohm/M' 32.5 ohm/km	0.198 5.03					0.305 7.75
88281 NEC CMP CEC CMP	500 1000	152.4 304.8	48.2 91.7	20 (solid) .032 Bare Copper 9.9 ohm/M' 32.5 ohm/km	0.185 4.7		0.271 6.88		Tinned copper double braid 98% shield coverage 1.1 ohm/M' 3.6 ohm/km	75	69.5%	19.5	64

## Brilliance® High Flex SVHS Cables

The Super VHS (SVHS) video format (also known as Y/C) requires two coaxial cables to allow for separate transmission of the two parts of a VHS video signal; the luminance (Y) and chrominance (C). The chrominance signal contains the color information and the luminance the black and white or brightness information of the video signal. This separated transmission of the VHS video signal provides better picture resolution with less noise than does the standard VHS format. Belden's cables have been designed specifically for use in this format. Belden's SVHS cables are available in two popular constructions: a Zip style dual coax and a Round jacketed version. The Zip construction provides for quick and easy termination. The Round design provides better aesthetics and is more rugged. Both cables are highly flexible.


### Parallel Zip Construction



**Product Description:** Foam High Density Polyethylene. Black Matte PVC jacket. One coax printed and striped for identification.

Belden Part No. UL NEC C(UL) CEC Type	Standard Lengths		Std Unit Lbs. ea	AWG (stranding) Dia. In In.) Nom. D.C.R.	Insulation & Nominal Core O.D.		Nominal O.D.		No. of Shields & Material Nom. D.C.R.	Nom. Imp. (ohms)	Nom. Vel. of Prop.	Nominal Capacitance	
	ft.	m			Inch	mm	Inch	mm				pF/ft	pF/m
	1807A	100 U-500 500 U-1000 1000			30.5 U-152.4 152.4 U-304.8 304.8	2.6 8.4 8.8 16.1 21	30 (7x38) 0.012 tinned copper 103.2ohm/M' 337.9ohm/km	0.58 1.47					0.11 X 0.23 0.361 X 0.754

### Round Construction




**Product Description:** Foam High Density Polyethylene. Overall Black Matte PVC jacket; inner PVC jackets color coded: Black and Yellow. Coax O.D's

1808A	100 U-500 500 U-1000 1000	30.5 U-152.4 152.4 U-304.8 304.8	4.4 17.1 17.5 34.2 34.7	30 (7x38) 0.012 tinned copper 103.2ohm/M' 337.9ohm/km	0.58 1.47 0.11 0.361		0.255 0.836		Tinned copper serve 90% shield coverage 7.5 ohm/M' 24.6 ohm/km	75	78%	17.3	56.7
-------	---------------------------------------	--	-------------------------------------	---	-------------------------------	--	----------------	--	---	----	-----	------	------



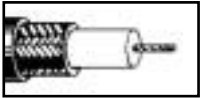
## Brilliance 50 ohm Transmission and Computer Cables RG-58 Type



Product Description: Polyethylene. Black PVC jacket.



Product Description: FEP. Black PVC jacket



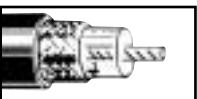
Product Description: Foam Polyethylene, Black or White PVC jacket.



Product Description: Polyethylene. Black PVC jacket.

Belden Part No. UL NEC C(UL) CEC Type	Standard Lengths		Std Unit Lbs. ea	AWG (stranding) Dia. In In.) Nom. D.C.R.	Insulation & Nominal Core O.D.		Nominal O.D.		No. of Shields & Material Nom. D.C.R.	Nom. Imp. (ohms)	Nom. Vel. of Prop.	Nominal Capacitance	
	ft.	m			Inch	mm	Inch	mm				pF/ft	pF/m
8240 NEC CMX CEC CMX	50 100 500 U-1000 1000	15.2 30.5 U-152.4 152.4 U-304.8 304.8	1.7 2.9 13.4 14.1 26 26.6	20 (solid) .033 bare copper 10.0 ohm/M' 32.8ohm/km	0.116 2.95	0.193 4.9	Tinned copper braid 95% shield coverage 4.1ohm/M' 13.4ohm/km	51.5	66%	29.9	98.1		
88240 NEC CMP CEC CMP	100 500 1000	30.5 152.4 304.8	5.1 16.7 30.6	20 (solid) .032 bare copper 10.2 ohm/M' 33.5 ohm/km	0.107 2.72	0.159 4.04	Tinned copper braid 95% shield coverage 6.7ohm/M' 22.0ohm/km	53.5	69.5%	27.5	90.2		
8219	100 Bk only U-500 500 U-1000 1000	30.5 U-152.4 152.4 U304.8 304.8	2.7 13.9 14.1 26.9 26.9	20 (19x32) .037 tinned copper 8.8 ohm/M' 28.9 ohm/km	0.114 2.9	0.195 4.95	Tinned copper braid 96% shield coverage 4.1 ohm/M' 13.4 ohm/km	53.5	73%	26.5	86.9		
8259	100 U-500 500 U-1000 1000	30.5 U-152.4 152.4 U304.8 304.8	2.9 13 13.6 25.9 26	20 (19x33) 0.035 tinned copper 10.8 ohm/M' 35.4 ohm/km	0.116 2.95	0.193 4.9	Tinned copper braid 95% shield coverage 4.1 ohm/M' 13.4 ohm/km	50	66%	30.8	101.1		

## RG-8/U Type



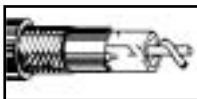
Product Description: Polyethylene. Black PVC jacket.



Product Description: Polyethylene. Black non-contaminating PVC jacket.



Product Description: Foam Polyethylene. Black PVC jacket.



Product Description: Semi-solid Polyethylene. Black PVC jacket.

8237 NEC CMX CEC CMX	50 100 500 1000	15.2 30.5 152.4 304.8	5.8 11.8 61.5 119.2	13 (7x21) .085 bare 1.9 ohm/M' 6.2 ohm/km	0.285 7.24	0.405 10.29	Bare copper braid 97% shield coverage 1.2 ohm/M' 3.9 ohm/km	52	66%	29.5	96.8
9251 NEC CMX CEC CMX	100 500 1000	30.5 152.4 304.8	10.9 55.6 107.5	13 (7x21) .085 bare copper 1.9 ohm/M' 6.2 ohm/km	0.285 7.24	0.405 10.29	Bare copper braid 97% shield coverage 1.2 ohm/M' 3.9 ohm/km	52	66%	29.5	96.8
8214 NEC CM CEC CM	50 100 500 1000	15.2 30.5 152.4 304.8	5.8 10.7 57.8 111.8	11 (7x19) .108 bare copper 1.2 ohm/M' 3.9 ohm/km	0.285 7.24	0.403 10.24	Bare copper braid 97% shield coverage 1.1 ohm/M' 3.6 ohm/km	50	78%	26	85.3
9913	100 250 500 1000	30.5 76.2 152.4 304.8	17.9 31.3 56.5 110.5	10 (solid) .108 bare copper 0.90 ohm/M' 3.0 ohm/km	0.286 7.26	0.405 10.29	Duobond® II 90% tinned copper braid 1.8 ohm/M' 5.9 ohm/km	50	84%	24.6	80.7



## RG-9/U Type



Product Description: Polyethylene. Gray non-contaminating PVC jacket..

Belden Part No. UL NEC C(UL) CEC	Standard Lengths		Std Unit Lbs. ea	AWG (stranding) Dia. In In.) Nom. D.C.R.	Insulation & Nominal Core O.D.		Nominal O.D.		No. of Shields & Material Nom. D.C.R.	Nom. Imp. (ohms)	Nom. Vel. of Prop.	Nominal Capacitance	
	ft.	m			Inch	mm	Inch	mm				pF/ft	pF/m
8242 NEC CMX CEC CMX	100 1000	30.5 304.8	13.8 132.8	13 (7x21) .086 silver coated copper 1.9 ohm/M' 6.2 ohm/km	0.28	7.11	0.42	10.67	2 braids inner: silver coated outer: bare copper 97% shield coverage 0.7 ohm/M' 2.3 ohm/km	51	66%	30	98.4

## RG-174/u Type



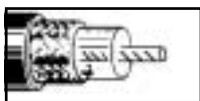
Product Description: Polyethylene. Black PVC jacket.

8216	100 500 1000	30.5 152.4 304.8	0.8 4.4 8.1	26 (7x34) .019 bare copper covered steel 97ohm/M' 318.2 ohm/km	0.059	1.5	0.11	2.79	Tinned copper braid 90% shield coverage 10.3 ohm 33.8 ohm/km	50	66%	30.8	101
------	--------------------	------------------------	-------------------	---	-------	-----	------	------	---	----	-----	------	-----


## MIL-C-17G QPL Cables



Product Description: Polyethylene. Black non-contaminating PVC jacket.



Product Description: Polyethylene. Black non-contaminating PVC jacket.



Product Description: Polyethylene. Black non-contaminating PVC jacket.

8262	U-500 500 U-1000 1000	U-152.4 152.4 U-304.8 304.8	12.5 12.5 24.9 24.9	20 (19x33) .035 tinned copper 10.8 ohm/M' 35.4 ohm/km	0.116	2.95	0.195	4.9	Tinned copper braid 95% shield coverage 4.1 ohm/M' 13.4 ohm/km	50	66%	30.8	101
8267 NEC CMX CEC CMX	500 1000	152.4 304.8	51.7 102.3	13 (7x21) .089 bare copper 1.7 ohm/M' 5.6 ohm/km	0.285	7.24	0.405	10.29	Bare copper braid 97% shield coverage 1.2 ohm/M' 3.9 ohm/km	50	66%	30.8	101
8268 NEC CMX CEC CMX	500 1000	152.4 304.8	63.2 126.5	13 (7x21) .089 silver coated copper 1.7 ohm/M' 5.6 ohm/km	0.285	7.24	0.425	10.8	2 silver coated copper braids 97% shield coverage .70 ohm/M' 2.3 ohm/km	50	66%	30.8	101

## Coaxial Computer and Instrumentation Cables

93 ohm



Product Description: Semi Solid Polyethylene. Black PVC jacket. Color jackets available with U-1000 put-up.

9269 NEC CM CL2 CEC CM	100 250 U-500 500 U-1000 1000 1640 2000 3280 5000	30.5 76.2 U-152.4 152.4 U-304.8 304.8 500 609.6 1000 1524	3.4 6.5 17.2 17.2 34.4 34.4 56.4 68.8 112.9 172.1	22 (solid) .025 bare copper covered steel 41.2 ohm/M' 135.1 ohm/km	0.146	3.71	0.24	6.15	Bare copper braid 95% shield coverage 2.9 ohm/M' 9.5 ohm/km	93	84%	13.5	44.3
---------------------------------	--	--	--	---	-------	------	------	------	--	----	-----	------	------



**Product Description:** Semi-Solid Polyethylene Black high density polyethylene jacket. Flooded burial cable.

Belden Part No. UL NEC C(UL) CEC	Standard Lengths		Std Unit Lbs. ea	AWG (stranding) Dia. In In.) Nom. D.C.R.	Insulation & Nominal Core O.D.		Nominal O.D.		No. of Shields & Material Nom. D.C.R.	Nom. Imp. (ohms)	Nom. Vel. of Prop.	Nominal Capacitance	
					Inch	mm	Inch	mm				pF/ft	pF/m
	Type	ft.			m	Inch	mm	Inch				mm	pF/ft
9228	500	152.4	16.7	22 (solid)	0.146	3.71	0.242	6.15	Bare	93	84%	13.5	44.3
	1000	304.8	33.5	.025 bare					copper				
	2000	609.6	66.9	copper					braid				
	5000	1524	167.3	covered steel					95% shield coverage				
				41.2 ohm/M'					2.9 ohm/M'				
				135.1 ohm/km					9.5 ohm/km				

## Twinaxial Computer and Instrumentation Cables 78 ohm

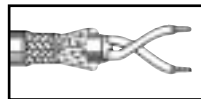
Twinaxial transmission line cables offer low-loss signal transmission which remains unaffected by outside signals or noise fields. Recommended for RF applications requiring a cross-talk free, balanced operation.



**Product Description:** Polyethylene color coded Clear Blue.. Blue PVC jacket.

9463	100	30.5	3.5	20 (7x28)	0.15	3.81	0.243	6.17	Beldfoil®	78	66%	19.7	64.6
NEC CM	U-500	U-152.4	216.5	0.038					+55% tinned				
CL2	500	152.4	17.6	tinned					copper				
CEC CM	U-1000	U-304.8	17.6	copper					braid				
	1000	304.8	35.2	9.5 ohm/M'					4.1ohm/M'				
	6000	1828.7	35.2	31.0 ohm/km					13.4 ohm/km				

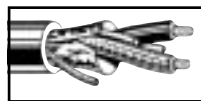
## Twinaxial Computer and Instrumentation Cables 100 ohm



**Product Description:** Polyethylene. Black PVC jacket.

9207	100	30.5	6.3	20 (7x28)	0.236	5.99	0.33	8.38	Duofoil®	100	66%	15.5	50.9
NEC CM	U-500	U-152.4	31.5	0.037					+86% tinned				
CL2	500	152.4	31.5	1 tinned					copper braid				
CEC CM	1000	304.8	62.9	copper					2.5 ohm/M'				
	1640	499.9	103.2	1 bare					8.2 ohm/km				
	2000	609.6	125.9	copper									
	3280	999.7	206.4	9.5 ohm/M'									
	5000	1524	314.6	31.0 ohm/km									

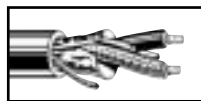
## Twinaxial Computer and Instrumentation Cables 124 ohm



**Product Description:** Polyethylene color coded Clear Blue Blue PVC jacket.

9271	100	30.5	2.5	25 (7x33)	0.17	4.32	0.24	6.1	Beldfoil®	124	66%	12.2	40
NEC CM	U-500	U-152.4	12.4	.021 tinned					w/stranded				
CEC CM	500	152.4	12.4	copper					tinned				
	U-1000	U-304.8	24.9	31.8 ohm/M'					copper				
	1000	304.8	24.9	104.3 ohm/km					drain wire				
									100% shield				
									12.0 ohm/M'				
									39.4 ohm/km				

## Twinaxial Computer and Instrumentation Cables 150 ohm



**Product Description:** Black PVC jacket. Datalene color coded black, yellow.

9182	U-500	U-152.4	19.4	22 (19x34)	0.275	6.98	0.345	8.76	Duofoil®	150	78%	8.8	28.9
NEC CMX	500	152.4	19.4	0.031					with stranded				
CL2X	1000	304.8	38.9	tinned					tinned copper				
CEC CMX				copper					drain wire				
				15 ohm/M'					100% shield coverage				
				49.2 ohm/km					6.3 ohm/M'				
									20.7 ohm/km				



## Color-Coded Flat Cable - Alpha

28 AWG (0.09 sq mm)  
7/36 (7x0.13 mm)

**Operating Temperature:** 105°C Voltage rating: 300 Volt. Conductor: stranded tinned Copper Conductors on 0.050" (1, 27mm) Centers Insulation: Thermally-Bonded PVC Capacitance: 14pF/ft (45.9 pF/m) Nom. At 1 MHz. Propagation Delay: 1.4 ns/ft-0.18 ns (4.6 ns/m-0, 18 ns). Rise time pulse at 1 MHz Impedance: 105 Ohms, Nom. Crosstalk: Nom. Between 2 adjacent signal lines at 1 ns Rise Time over 10 ft (3.05m) Length, Near End: 3.2%; far End: 11.5% Passes UL VW-1 Flame Test UL AWM Style 20029 Transmission Characteristics: Ground-signal-ground-signal, etc. With all Grounds Common.


Alpha Part No.	No. of Cond.	Nominal Overall Width (W)		Nominal Span (S)		Insulation Thickness	
		Inches	mm	Inches	mm	Inches	mm
3583/9	9	0.45	11.43	0.4	10.16	0.01	0.25
3583/10	10	0.5	12.70	0.45	11.43	0.01	0.25
3583/14	14	0.7	17.78	0.65	16.51	0.01	0.25
3583/15	15	0.75	19.05	0.7	17.78	0.01	0.25
3583/16	16	0.8	20.32	0.75	19.05	0.01	0.25
3583/20	20	1	25.40	0.95	24.13	0.01	0.25
3583/24	24	1.2	30.48	1.15	29.21	0.01	0.25
3583/25	25	1.25	31.75	1.2	30.48	0.01	0.25
3583/26	26	1.3	33.02	1.25	31.75	0.01	0.25
3583/34	34	1.7	43.18	1.65	41.91	0.01	0.25
3583/37	37	1.85	46.99	1.8	45.72	0.01	0.25
3583/40	40	2	50.80	1.95	49.53	0.01	0.25
3583/50	50	2.5	63.50	2.45	62.23	0.01	0.25
3583/60	60	3	76.20	2.95	74.93	0.01	0.25
3583/64	64	3.2	81.28	3.15	80.01	0.01	0.25

## Gray Flat Cable - Alpha


28 AWG (0.99 sq mm)  
7/36 (7x0.13 mm)

**Operating Temperature:** 105°C Voltage rating: 300 Volt. Conductor: stranded tinned copper conductors on 0.050" (1, 27mm) Centers Insulation: PVC Capacitance: 14pF/ft (45.9 pF/m) Nom. At 1 MHz. Propagation Delay: 1.4 ns/ft-0.18 ns (4.6 ns/m-0, 18 ns). Rise time pulse at 1 MHz Impedance: 105 Ohms, Nom. Crosstalk: Nom. Between 2 adjacent signal lines at 1 ns Rise Time over 10 ft (3.05m) Length, Near End: 3.2%; far End: 11.5% Passes UL VW-1 Flame Test UL AWM Style 2651. Transmission Characteristics: Ground-sig-nal-ground-signal, etc. With all Grounds Common.

Alpha Part No.	No. of Cond.	Nominal Overall Width (W)		Nominal Span (S)		Insulation Thickness	
		Inches	mm	Inches	mm	Inches	mm
3580/9	9	0.45	11.43	0.4	10.16	0.01	0.25
3580/10	10	0.5	12.70	0.45	11.43	0.01	0.25
3580/14	14	0.7	17.78	0.65	16.51	0.01	0.25
3580/15	15	0.75	19.05	0.7	17.78	0.01	0.25
3580/16	16	0.8	20.32	0.75	19.05	0.01	0.25
3580/20	20	1	25.40	0.95	24.13	0.01	0.25
3580/24	24	1.2	30.48	1.15	29.21	0.01	0.25
3580/25	25	1.25	31.75	1.2	30.48	0.01	0.25
3580/26	26	1.3	33.02	1.25	31.75	0.01	0.25
3580/34	34	1.7	43.18	1.65	41.91	0.01	0.25
3580/37	37	1.85	46.99	1.8	45.72	0.01	0.25
3580/40	40	2	50.80	1.95	49.53	0.01	0.25
3580/50	50	2.5	63.50	2.45	62.23	0.01	0.25
3580/60	60	3	76.20	2.95	74.93	0.01	0.25
3580/64	64	3.2	81.28	3.15	80.01	0.01	0.25



3580



3583

## Color-Coded Flat Cable - Belden

28 AWG

**Operating Temperature:** -20°C to +105°C Voltage rating: 300V RMS Conductor: 28 AWG (7 x 36) Tinned Copper Insulation: .010" Nom. Wall Color Coded PVC Capacitance @ 1 MHz: 15pF/ft. (49 pF/m) Propagation Delay: 1.4ns/ft. (4.6ns/m) Impedance: 105 ohms UL: File #: E12683 Style: 2884

Belden Part No.	No. of Cond.	Dimensions			
		Width 'A'		Span 'B'	
		inch	mm	inch	mm
9R28025	25	1.250"	31.75	1.200"±.011"	30.48±.28

## Gray Flat Cable - Belden

28 AWG

Avail. in MIL-C-49055/1  
**Operating Temperature:** -40°C to +105°C Conductor: 28 AWG (7x36) Tinned Copper Insulation: .010" Nom. Wall Gray PVC Capacitance @ 1MHz: 15pF/ft. (49pF/m) Propagation Delay: 1.40 ns/ft. (4.6 ns/m) Impedance: 105 ohms UL File # E12683 Style: 2651 CSA: File # LL7874; CSA AWG I A 105°C 300V FT-1

Belden Part No.		MIL-C-49055/1 Designation	No. of Cond.	Dimensions			
Standard (UL & CSA)	MIL-C-49055/1 (QPL)			Width 'A'		Span 'B'	
				inch	mm	inch	mm
9L28026	YP-3297	M49055/1-09	26	1.300"±.008"	33.02±.20	1.250"±.008"	31.75±.20

## Vari-Twist - Belden

28 AWG

**Operating Temperature:** -20°C to +105°C Voltage Rating: 300V RMS Conductor: 28 AWG (7 x 36) Tinned Copper Insulation: .010" Nom. Wall Color Coded PVC Capacitance @ 1 MHz: 16pF/ft. (52 pF/m) Propagation Delay: 1.6ns/ft. (5.25 ns/m) Impedance (Balanced): 115 ohms (Unbalanced) 100 ohms UL: File #: E12683 Style: Dual RAted 2693 & 2697


Belden Part No.	No. of Cond.	Dimensions			
		Width 'A'		Span 'B'	
		inch	mm	inch	mm
9V28010	10	.500"	12.7	.450"±.012"	11.43±.30






# Building Zone Facilities Management Cable

Applications: Security and Alarm Systems, Intercom/Public Address Systems, Sound & Audio, Simple, Low Voltage Controls, High EMI/RFI Interference Areas (shielded cable only)



8701-8717



8718-8735

## Building Zone, Multiconductor Riser-Rated PVC

### Multiconductor, Unshielded Riser

Operating Temperature: -20°C to 60°C; 300 Volt; Conductor: Stranded Bare Copper. Insulation: Color-Coded PVC, Shield: Aluminum/Polyester Foil with a tinned copper drain wire, PVC jacket UL Types: CMR, MPR, CL2R, FPLR (22 AWG thru 16 AWG) UL Types: CL2R, FPLR (14 AWG and 12 AWG)

Alpha Part No.	No. of Cond.	Cond. Size	Stranding	Jacket Thickness		Diameter	
				Inches	mm	Inches	mm
8701R	2	22	7/30	0.018	0,46	0.13	3,30
8702R	3	22	7/30	0.018	0,46	0.14	3,56
8703R	4	22	7/30	0.018	0,46	0.15	3,81
8704RA	2	20	7/28	0.018	0,46	0.14	3,56
8705R	3	20	7/28	0.018	0,46	0.15	3,81
8706R	4	20	7/28	0.018	0,46	0.17	4,32
8707R	2	18	7/26	0.018	0,46	0.16	4,06
8708R	3	18	7/26	0.018	0,46	0.17	4,32
8709R	4	18	7/26	0.018	0,46	0.19	4,83
8710R	2	16	19/29	0.018	0,46	0.19	4,83
8711R	3	16	19/29	0.018	0,46	0.2	5,08
8712R	4	16	19/29	0.018	0,46	0.22	5,59
8713R	2	14	19/26	0.018	0,46	0.23	5,84
8714R	3	14	19/26	0.018	0,46	0.24	6,10
8715R	4	14	19/26	0.018	0,46	0.24	6,10
8716R	2	12	19/25	0.018	0,46	0.26	6,60
8717R	3	12	19/25	0.018	0,46	0.27	6,86

### Multiconductor, Foil Shielded Riser

Alpha Part No.	No. of Cond.	Cond. Size	Stranding	Jacket Thickness		Diameter	
				Inches	mm	Inches	mm
8718R	2	22	7/30	0.018	0,46	0.13	3,30
8719R	3	22	7/30	0.018	0,46	0.14	3,56
8720R	2	20	7/28	0.018	0,46	0.15	3,81
8721R	3	20	7/28	0.018	0,46	0.16	4,06
8722R	2	18	7/26	0.018	0,46	0.16	4,06
8723R	3	18	7/26	0.018	0,46	0.18	4,57
8724R	4	18	7/26	0.018	0,46	0.18	4,57
8725R	2	16	19/29	0.018	0,46	0.19	4,83
8726R	3	16	19/29	0.018	0,46	0.2	5,08
8727R	2	14	19/26	0.018	0,46	0.22	5,59
8728R	3	14	19/26	0.018	0,46	0.25	6,35
8729R	2	12	19/25	0.018	0,46	0.27	6,86

## Plenum-Rated PVC


### Multiconductor, Unshielded Plenum

Operating Temperature: -20°C to 60°C Voltage Rating: 300 Volt Conductor: Stranded Bare copper Insulation: Color-Coded PVC, Shield: Aluminum/Polyester Foil with a Tinned Copper Drain Wire, Jacket: Plenum Rated PVC UL Types: CMP, MPP, CL2P, FPLP (22 AWG thru 16 AWG) UL Types: CL2P, FPLP (14 AWG and 12 AWG)

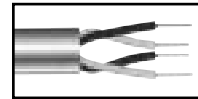
Alpha Part No.	No. of Cond.	Cond. Size	Stranding	Jacket Thickness		Diameter	
				Inches	mm	Inches	mm
8701P	2	22	7/30	.014	0,36	0.12	3,05
8702P	3	22	7/30	.014	0,36	0.14	3,56
8703P	4	22	7/30	0.014	0,36	0.14	3,56
8704P	2	20	7/28	0.014	0,36	0.13	3,30
8705P	3	20	7/28	0.014	0,36	0.14	3,56
8706P	4	20	7/28	0.014	0,36	0.15	3,81
8707P	2	18	7/26	0.014	0,36	0.15	3,81
8708P	3	18	7/26	0.014	0,36	0.16	4,06
8709P	4	18	7/26	0.014	0,36	0.17	4,32
8710P	2	16	19/29	0.014	0,36	0.18	4,57
8711P	3	16	19/29	0.014	0,36	0.18	4,57
8712P	4	16	19/29	0.014	0,36	0.2	5,08
8713P	2	14	19/26	0.014	0,36	0.2	5,08
8714P	3	14	19/26	0.014	0,36	0.21	5,33
8715P	4	14	19/26	0.014	0,36	0.24	6,10
8716P	2	12	19/25	0.014	0,36	0.25	6,35
8717P	3	12	19/25	0.014	0,36	0.27	6,86

### Multiconductor, Foil Shielded Plenum

Alpha Part No.	No. of Cond.	Cond. Size	Stranding	Jacket Thickness		Diameter	
				Inches	mm	Inches	mm
8718P	2	22	7/30	0.014	0,36	0.12	3,05
8719P	3	22	7/30	0.014	0,36	0.13	3,30
8720P	4	22	7/30	0.014	0,36	0.14	3,56
8721P	6	22	7/30	0.014	0,36	0.17	4,32
8722P	8	22	7/30	0.014	0,36	0.18	4,57
8723P	10	22	7/30	0.014	0,36	0.2	5,08
8724P	2	20	7/28	0.014	0,36	0.13	3,30
8725P	3	20	7/28	0.014	0,36	0.14	3,56
8726P	4	20	7/28	0.014	0,36	0.16	4,06
8727P	2	18	7/26	0.014	0,36	0.15	3,81
8728P	3	18	7/26	0.014	0,36	0.17	4,32
8729P	4	18	7/26	0.014	0,36	0.18	4,57
8730P	2	16	19/29	0.014	0,36	0.18	4,57
8731P	3	16	19/29	0.014	0,36	0.19	4,83
8732P	4	16	19/29	0.014	0,36	0.21	5,33
8733P	2	14	19/26	0.014	0,36	0.22	5,59
8734P	3	14	19/26	0.014	0,36	0.23	5,84
8735P	2	12	19/25	0.014	0,36	0.25	6,35



8813-8824



8801-8806



8807-8812

## Building Zone, Multipair, Riser-Rated PVC

### Multipair, Unshielded Riser

Operating Temperature: -20°C to 60°C • Voltage Rating: 300 Volt Conductor: Stranded Bare Copper, Insulation: Color-Coded PVC, Shield: Overall Foil (Aluminum/Polyester) with a tinned copper drain wire, Individually Shielded: Aluminum/Polyester Foil Each Pair with a Tinned Copper Drain Wire, Jacket: PVC UL Types: CMR, MPR, CL2R, FPLR

Alpha Part No.	No. of Cond.	Cond. Size	Stranding	Jacket Thickness		Diameter	
				Inches	mm	Inches	mm
8801R	2	22	7/30	0.018	0,46	0.15	3,81
8802R	3	22	7/30	0.018	0,46	0.20	5,08
8803R	4	22	7/30	0.018	0,46	0.22	5,59
8804R	2	18	7/26	0.018	0,46	0.19	4,83
8805R	3	18	7/26	0.018	0,46	0.26	6,60
8806R	4	18	7/26	0.018	0,46	0.28	7,11

### Multipair, Foil Shielded Riser

Alpha Part No.	No. of Cond.	Cond. Size	Stranding	Jacket Thickness		Diameter	
				Inches	mm	Inches	mm
8807R	2	22	7/30	0.018	0,46	0.15	3,81
8808R	3	22	7/30	0.018	0,46	0.20	5,08
8809R	4	22	7/30	0.018	0,46	0.22	5,59
8810R	2	18	7/26	0.018	0,46	0.19	4,83
8811R	3	18	7/26	0.018	0,46	0.26	6,60
8812R	4	18	7/26	0.018	0,46	0.28	7,11

### Multipair, Individually Foil Shielded Riser

Alpha Part No.	No. of Cond.	Cond. Size	Stranding	Jacket Thickness		Diameter	
				Inches	mm	Inches	mm
8813R	2	22	7/30	0.018	0,46	0.21	5,33
8814R	3	22	7/30	0.018	0,46	0.22	5,59
8815R	4	22	7/30	0.018	0,46	0.24	6,10
8816R	6	22	7/30	0.018	0,46	0.28	7,11
8817R	2	20	7/28	0.018	0,46	0.23	5,84
8818R	3	20	7/28	0.018	0,46	0.25	6,35
8819R	4	20	7/28	0.018	0,46	0.27	6,86
8820R	6	20	7/28	0.018	0,46	0.32	8,13
8821R	2	18	7/26	0.018	0,46	0.26	6,60
8822R	3	18	7/26	0.018	0,46	0.28	7,11
8823R	4	18	7/26	0.018	0,46	0.31	7,87
8824R	6	18	7/26	0.018	0,46	0.37	9,40




**EDGE**



# Building Zone Facilities Management Cable



8901-8907



8908-8914

## Building Zone, Fire Alarm Cable Riser Rated

### Fire Alarm, Unshielded Riser

Operating Temperature: -20°C to 60°C Voltage Rating: 300 Volt  
Conductor: Solid bare Copper, Insulation: Color-Coded PVC, Shield:  
Aluminum/Polyester Foil with a Tinned Copper Drain Wire, Jacket: PVC  
UL Type FPLR, California State Fire Marshall Listed

Alpha Part No.	No. of Cond.	Cond. AWG. Size	Stranding	Jacket Thickness		Diameter	
				Inches	mm	Inches	mm
8901R	2	18	Solid	0.015	0,38	0.14	3,56
8902R	4	18	Solid	0.015	0,38	0.17	4,32
8903R	2	16	Solid	0.015	0,38	0.19	4,83
8904R	4	16	Solid	0.015	0,38	0.22	5,59
8905R	2	14	Solid	0.018	0,46	0.21	5,33
8906R	4	14	Solid	0.018	0,46	0.25	6,35
8907R	2	12	Solid	0.018	0,46	0.24	6,10

## Plenum-Rated PVC

### Fire Alarm, Unshielded Plenum

Operating Temperature: -20°C to 60°C Voltage Rating: 300 Volt  
Conductor: Solid bare Copper, Insulation: Color-Coded PVC, Shield:  
Aluminum/Polyester Foil with a Tinned Copper Drain Wire, Jacket:  
Plenum-Rated PVC UL Type FPLR

Alpha Part No.	No. of Cond.	Cond. AWG. Size	Stranding	Jacket Thickness		Diameter	
				Inches	mm	Inches	mm
8901P	2	18	Solid	0.014	0,36	0.14	3,56
8902P	4	18	Solid	0.014	0,36	0.16	4,06
8903P	2	16	Solid	0.014	0,36	0.16	4,06
8904P	4	16	Solid	0.014	0,36	0.19	4,83
8905P	2	14	Solid	0.014	0,36	0.19	4,83
8906P	4	14	Solid	0.014	0,36	0.22	5,59
8907P	2	12	Solid	0.014	0,36	0.22	5,59

## Plenum-Rated

Operating Temperature: -20°C to 60°C Voltage Rating: 300 Volt  
Conductor: Stranded Bare Copper, Insulation: Color-Coded PVC,  
Shield: Overall Foil (Aluminum/Polyester) with a tinned copper drain  
wire, Individually Shielded: Aluminum/Polyester Foil Each Pair with a  
Tinned Copper Drain Wire, Jacket: Plenum-Rated PVC UL Types:  
CMR, MPR, CL2R, FPLR

### Multipair, Unshielded Plenum

Alpha Part No.	No. of Cond.	Cond. AWG. Size	Stranding	Jacket Thickness		Diameter	
				Inches	mm	Inches	mm
8801P	2	22	7/30	0.014	0,36	0.14	3,56
8802P	3	22	7/30	0.014	0,36	0.19	4,83
8803P	4	22	7/30	0.014	0,36	0.20	5,08
8804P	2	18	7/26	0.014	0,36	0.18	4,57
8805P	3	18	7/26	0.014	0,36	0.25	6,35
8806P	4	18	7/26	0.014	0,36	0.27	6,86

### Multipair, Foil Shielded Plenum

Alpha Part No.	No. of Cond.	Cond. AWG. Size	Stranding	Jacket Thickness		Diameter	
				Inches	mm	Inches	mm
8807P	2	22	7/30	0.014	0,36	0.14	3,56
8808P	3	22	7/30	0.014	0,36	0.19	4,83
8809P	4	22	7/30	0.014	0,36	0.20	5,08
8810P	2	18	7/26	0.014	0,36	0.18	4,57
8811P	3	18	7/26	0.014	0,36	0.25	6,35
8812P	4	18	7/26	0.014	0,36	0.27	6,86

### Multipair, Individually Foil Shielded Plenum

Alpha Part No.	No. of Cond.	Cond. AWG. Size	Stranding	Jacket Thickness		Diameter	
				Inches	mm	Inches	mm
8813P	2	22	7/30	0.014	0,36	0.19	4,83
8814P	3	22	7/30	0.014	0,36	0.20	5,08
8815P	6	22	7/30	0.014	0,36	0.27	6,86
8816P	2	18	7/26	0.014	0,36	0.25	6,35
8817P	3	18	7/26	0.014	0,36	0.27	6,86

### Fire Alarm, Foil Shielded Riser

Alpha Part No.	No. of Cond.	Cond. AWG. Size	Stranding	Jacket Thickness		Diameter	
				Inches	mm	Inches	mm
8908R	2	18	Solid	0.02	0,51	0.17	4,32
8909R	3	18	Solid	0.02	0,51	0.19	4,83
8910R	4	18	Solid	0.02	0,51	0.20	5,08
8911R	2	16	Solid	0.02	0,51	0.19	4,83
8912R	4	16	Solid	0.02	0,51	0.22	5,59
8913R	2	14	Solid	0.02	0,51	0.23	5,84
8914R	4	14	Solid	0.02	0,51	0.27	6,86

### Fire Alarm, Foil Shielded Plenum

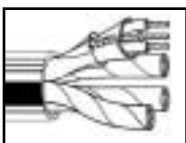
Alpha Part No.	No. of Cond.	Cond. AWG. Size	Stranding	Jacket Thickness		Diameter	
				Inches	mm	Inches	mm
8908P	2	18	Solid	0.014	0,36	0.14	3,56
8909P	3	18	Solid	0.014	0,36	0.15	3,81
8910P	4	18	Solid	0.014	0,36	0.16	4,06
8911P	2	16	Solid	0.014	0,36	0.16	4,06
8912P	4	16	Solid	0.014	0,36	0.19	4,83
8913P	2	14	Solid	0.014	0,36	0.19	4,83
8914P	4	14	Solid	0.014	0,36	0.22	5,59



## Special Audio, Communication and Instrumentation Cables

**Description**  
**UL AWM/Style**  
 20 Gage  
 Stranded Conductors (7x28)

Tinned copper, PVC insulated, Beldfoil aluminum-polyester shield over Red and Black conductors, 22 AWG stranded tinned copper drain wire, chrome PVC jacket. Pairs cabled on common axis to reduce diameter. Suggested working voltage: 350V. Passes VW-1 Vertical Wire Flame Test. Color Code: Red, Black, Green, White.



**Description**  
**UL AWM/Style**  
 20 Gage  
 Stranded Conductors (7x28)

Belden No. UL NEC C(UL) CEC Type	No. of Cond.	Standard Lengths		Std. Unit Lbs. Ea.	Insulation Thickness		Jacket Thickness O.D.		Inch	Nom. mm	Nominal Capacitance				
		ft.	m		Inch	mm	Inch	mm			*pF/ft.	*pF/m	**pF/ft.	**pF/m	
8722 NEC CMG CEC CMG	4	U-500	U-152.4	17.4	0.015	0.38	0.028	0.71	0.226	5.74	60	197	99	325	
		500	152.4	18											
		U-1000	U-304.8	34.7											
		1000	304.8	33.9											

**Product Description:**

Tinned copper conductors, polypropylene insulated, four groups of two conductors with 22 AWG stranded tinned copper drain wire, each group individually Beldfoil shielded with polyester tape wrap, chrome PVC jacket. Cabled around a common axis. Suggested working voltage: 400V. Passes VW-1 Vertical Wire Flame Test. Pair Color Code: Red and Black, Green and White, White/Red and White/Black, White/Green and White/Yellow.

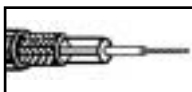
8725	8	500	152.4	29.1	0.015	0.38	0.03	0.76	0.345	8.76	27	89	49	161
	4 pair	1000	304.8	81.6										

## Microphone and Musical Instrument Cables

Belden microphone cable is used for connecting low level microphones or musical instruments. Key properties of microphone (MIC) cable are ruggedness, flexibility, flex life and interference immunity.

Plastic cables recommended for: Lower capacitance, lower loss, greater ozone and oil resistance, lighter weight, smaller diameter. Rubber cables recommended for: Greater abrasion and impact resistance and extra limpness so the cable will lie flat on stage or on studio floors.

### High Conductivity Copper Single Conductor High Impedance Cables



**Description**  
**UL AWM/Style**  
 25 Gage Stranded Conductors (7x33)

**Product Description:** 3 Strands tinned copper, 4 strands tinned copper covered steel. Braided textile, polyethylene insulated, tinned copper braid shield. 74% shield coverage. Chrome PVC jacket. Suggested working voltage: 3500 DC. Nominal impedance: 52 ohms

**Product Description:** 3 Strands tinned copper, 4 strands tinned copper covered steel. Braided textile, polyethylene insulated, tinned copper braid shield. 72% shield coverage. Chrome PVC jacket. Suggested working voltage: 5000 DC. Nominal impedance: 57 ohms



Belden No. UL NEC C(UL) CEC Type	No. of Cond.	Standard Lengths		Std. Unit Lbs. Ea.	Strand	Insulation Thickness		Jacket Thickness		Nom. O.D. Inch	mm ft.	Nominal Capacitance			
		ft.	m			Inch	mm	Inch	mm			*pF/ft.	*pF/m	**pF/ft.	**pF/m
8411	1	U-500	U-152.4	7.1	(7x33)	0.02	0.51	0.02	0.51	0.144	3.66	—	—	40	131
		500	152.4	6.8											
		U-1000	U-304.8	13.3											
		1000	304.8	13.6											
8401	1	1000	304.8	22.6	(7x33)	0.043	1.09	0.025	0.64	0.199	5.05	—	—	28	92

**Product Description:**

3 strands tinned copper, 4 strands tinned copper covered steel. PVC insulation. Tinned copper spiral shield, 90% coverage. Matte Gray PVC jacket. Suggested working voltage: 1000 DC

9396	1	250	76.2	2.5	(7x33)	0.018	0.46	0.017	0.43	0.1	2.54	—	—	75	246
------	---	-----	------	-----	--------	-------	------	-------	------	-----	------	---	---	----	-----

**Product Description:**

3 Strands copper, 4 strands tinned copper-covered steel. Rayon braid, rubber insulated. Rayon braid 80% tinned copper braid shield. Cotton Yarn Wrap, black EPDM rubber jacket. Suggested working voltage: 300V

8410	1	250	76.2	9.0	(7x33)	0.058	1.47	0.024	0.61	0.245	6.22	—	—	33	108
		500	152.4	19.4											



## AES/EBU Digital Audio Cables

AES/EBU allows cables with impedances from 88 ohms to 132 ohms to be used. These cables utilize Datalene premium grade high density insulation. This provides exceptional crush resistance as compared to standard foam polyethylenes, making them less susceptible to damage resulting from cable pulling or flexing. The high velocity of propagation further reduces capacitance and signal delay providing error-free transmissions over extended distances.

### Single and Double Pair



1800A, 1801A



1800F

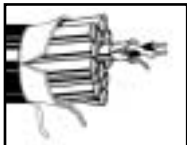


1696A

Description UL AWM/Style	Belden No. UL NEC C(UL) CEC Type	No. of Cond.	Standard Lengths		Std. Unit Lbs. Ea.	Nominal D.C.R.		Nominal O.D.		Nom. Imp. (ohms)	Nom. Vel. of Prop.	Nominal Capacitance			
			ft.	m		Cond.	Shield	Inch	mm			*pF/ ft.	*pF/ m	**pF/ ft.	**pF/ m
24 Gage Stranded Conductors (7x32) <b>Product Description:</b> Tinned copper, Datalene insulated, twisted pair, bonded Beldfoil aluminum-polyester shield with 24 AWG drain wire. Slate Gray or Purple PVC jacket. The jacket and shield are bonded so both can be removed with automatic stripping equipment.	1800A NEC CMG CEC CMG	1	500 U-1000 1000	152.4 U-304.8 304.8	9.8 18.2 21.7	24 (7x32) 23.7ohm/M' 77.7ohm/km	Bonded Beldfoil w/24 (7x32) drain wire 18.9 ohm/M' 62.0 ohm/km	0.18 4.57	110	76%	13	43	25	82	
<b>Product Description:</b> Bare copper, Datalene insulated, conductors cabled with filler, 95% tinned copper "French Braid" shield with bare copper drain wire. Matte PVC jackets in Red, Yellow, Green, Blue, Gray, Purple, and Black.	1800F	1	500 U-1000 1000	152.4 U-304.8 304.8	16.7 27.4 32.9	24 (42x40) 23.7ohm/M' 77.7ohm/km	95% tinned copper french braid w/ bare copper drain wire 5.0ohm/M'	0.211 5.36	110	76%	13	43	25	82	
<b>Product Description:</b> Tinned copper, foam FEP Teflon insulated, twisted pair, Beldfoil aluminum-polyester shield with 24 AWG drain wire. Natural White Flamarrest® jacket.	1801A NEC CMP NEC CMG	1	500 U-1000 1000	152.4 U-304.8 304.8	8.9 17.6 18.3	24 (7x32) 23.7ohm/M' 77.7ohm/km	16.4ohm/km Beldfoil w/24 (7x32) drain wire 18.9ohm /M' 62.0ohm/km	0.165 4.19	110	76%	13	43	25	82	
<b>Product Description:</b> Tinned copper, Datalene insulated, dual twisted pairs, bonded Beldfoil aluminum-polyester shields with 24 AWG drain wires. Slate Gray PVC jacket in zip cord style construction. The jacket and shield are bonded so that both can be removed with automatic stripping equipment. Color Code: Blue, White.	1802A	2	500 U-1000 1000	152.4 U-304.8 304.8	19.7 29 30.9	24 (7x32) 23.7ohm/M' 77.7ohm/km	Bonded Beldfoil w/24 (7x32) drain wire 18.9ohm/M' 62.0ohm/Km	.180 x .374 4.57 x 9.50	110	76%	13	43	25	82	
22 Gage Stranded Conductors (7x30) <b>Product Description:</b> Tinned copper, Datalene insulated, twisted pair with fillers, Beldfoil aluminum-polyester shield with tinned copper braid shield and 24 AWG drain in wire. Black high flex matte PVC jacket.	1696A	1	250 500 U-1000 1000	76.2 152.4 U-304.8 304.8	8.9 16.6 31.5 31.3	22 (7x30) 14.8ohm/M' 48.5ohm/km	Beldfoil w/ 24 (7x32) drain wire +90% tinned copper braid 4.6ohm/M' 15.2ohm/k	0.234 5.94	110	76%	13	43	25	82	

### Multi-Pair Snake Cables

### Individually Shielded and Jacketed



**Description**  
UL AWM/Style  
24 Gage  
Stranded Conductors (7x32)

**Product Description:**  
Tinned copper, Datalene insulated pairs color coded with blue and white. Each pair individually shielded with bonded Beldfoil aluminum-polyester shield. Individual pairs with numbered and color coded PVC jackets. Overall Beldfoil aluminum-polyester shield. Overall nylon ripcord. Pair jackets and shield are bonded so that both strip simultaneously with automatic stripping equipment.

Belden Part No.	No. Pairs	Standard Lengths		Std. Unit Lbs. Each	Outer Jacket Thickness		Nominal O.D.		Nominal D.C.R. Overall Shield	
		ft.	m		Inch	mm	Inch	mm	Ohm/m.	Ohm/km.
1805A	8	500 1000	152.4 304.8	85.6 169.8	0.035 0.89	0.621 15.77	3	9.8		

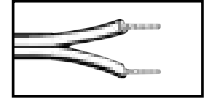


## Audio Wire and Cables Electrolytic Tough Pitch (ETP) High Conductivity Copper Speaker Cables

Speaker cables are used to connect receivers or power amplifiers to speakers and are also used for the internal wiring of the speakers themselves.

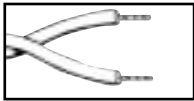
**High Conductivity Copper** All Belden speaker cables utilize only high conductivity copper produced by a process called electrolytic tough pitch. This refining process produces a conductor that is 99.995% pure copper resulting in high conductivity per ASTM B115. The high purity obtained from ETP copper results in audio cable performance that is comparable to that of oxygen-free copper cables.

### Two Conductor PVC Insulated, High Conductivity Copper Parallel Zip Constructions



Description UL AWM/Style	Belden No. UL NEC C(UL) CEC Type	Standard Lengths		Std. Unit Lbs. ea.	(Stranding)	Insulation Thickness		Nominal O.D.	
		ft.	m			Inch	mm	Inch	mm
24 Gage Stranded Conductors <b>Product Description:</b> Copper, PVC insulated, Parallel. 1 conductor bare, 1 conductor tinned. Suggested working voltage: 300V	8782	U-1000 1000	U-304.8 304.8	6.5 6.2	(7x32)	0.017	0.43	.058 x .115	1.47 x 2.92
22 Gage Stranded Conductors <b>Product Description:</b> Copper, PVC insulated, Parallel. 1 conductor bare, 1 conductor tinned. Suggested working voltage: 300V	9712	100 U-500 U-1000 1000	30.5 U-152.4 U-304.8 304.8	0.9 4.8 8.6 8.1	(7x30)	0.017	0.43	.065 x 0.13	1.65 x 3.3
20 Gage Stranded Conductors <b>Product Description:</b> Copper, PVC Insulated, Parallel. 1 conductor tinned. 1 conductor bare. Suggested working voltage: 300V.*	8649	100 U-500 U-1000 1000	30.5 U-152.4 U-304.8 304.8	1.9 6 11.3 11	(7x28)	0.018	0.46	.073 x .146	1.85 x 3.71

### Open Twisted Construction



8460, 8470



1860A, 1861A, 1862A, 1863A

Description UL AWM/Style	Belden No. UL NEC C(UL) CEC Type	Standard Lengths		Std. Unit Lbs. ea.	(Stranding)	Insulation Thickness		Nominal O.D.	
		ft.	m			Inch	mm	Inch	mm
18 Gage Stranded Conductors <b>Product Description:</b> Tinned Copper, PVC insulated, Cabled. 1 conductor tinned, 1 conductor bare. Passes VW-1 Vertical Wire Flame Test	8460	U-500 500 U-1000 1000	U-152.4 152.4 U-304.8 304.8	9.5 9.2 17.9 18.7	(7x26)	0.02	0.51	0.18	4.57
16 Gage Stranded Conductors <b>Product Description:</b> Open Twisted Constructions 16 Gage Stranded Conductors	8470	U-500 500 U-1000 1000	U-152.4 152.4 U-304.8 304.8	13.3 13.2 25.8 26.7	(19x29)	0.023	0.58	0.21	5.33
18 Gage Stranded Conductors <b>Product Description:</b> Bare Copper, Flamarrest® insulated, Cabled.	1863A NEC CL2P	500 1000	152.4 304.8	2 4	(19x30)	0.022	0.56	0.178	4.52
16 Gage Stranded Conductors <b>Product Description:</b> Bare Copper, Flamarrest® insulated, Cabled.	1862A NEC CL2P	500 1000	152.4 304.8	12 24	(19x29)	0.022	0.56	0.202	5.13
14 Gage Stranded Conductors <b>Product Description:</b> Bare Copper, Flamarrest® insulated, Cabled.	1861A NEC CL2P	500 1000	152.4 304.8	19.5 35	(19x26)	0.022	0.56	0.236	5.99
12 Gage Stranded Conductors <b>Product Description:</b> Bare Copper, Flamarrest® insulated, Cabled.	1860A NEC CL2P	500 1000	152.4 304.8	25.5 51	(19x25)	0.022	0.56	0.27	6.86






# Local Area Network


## Coaxial Cables

## Non-Plenum



Alpha Part No.	Description	AWG Stranding Dielectric DCR Ohms/1000' (km)	Core Shield & Material Diameter Inches (mm)	Jacket Material Ohms/1000' (Ohms/Km)	Material Nom. O.D. Inches (mm)	Capacitance Vel. Of Prop %	Nominal @ 1 KHz pF/FT (pF/m)	Nominal Attenuation db/100' (db/100m) @ MHz
9008 60°C	RG Type: 8/U Ohms: 52 Non-Plenum	13 7/21 BC 1.9 (6, 2)	Solid PE .285 (7, 2) 1.2 (3, 9)	96% BC Braid	Black PVC .405 (10, 2)	66	29.5 (96, 8)	0.2 (0, 7) @ 1.00 0.6 (2, 1) @ 10.0 1.5 (4, 9) @ 50.0 2.2 (7, 2) @ 100.0 2.9 (9, 5) @ 200.0 4.6 (15, 1) @ 400.0
9008A 60°C	RG Type: 8/U Ohms: 52 Non-Plenum	13 7/21 BC 1.9 (6, 2)	Solid PE .285 (7, 2) 1.2 (3, 9) .405 (10, 2)	96% BC Braid Type II	Black PVC-NC	66	29.5 (96, 8)	0.2 (0, 7) @ 1.00 0.6 (2, 1) @ 10.0 1.5 (4, 9) @ 50.0 2.2 (7, 2) @ 100.0 2.9 (9, 5) @ 200.0 4.6 (15, 1) @ 400.0
9058AC NEC CL2- 150V/60°C	RG Type: 58 A/U Ohms: 50 Non-Plenum	20 19/0.0071 TC 10.2 (33,5)	Solid PE .116 (2,9)	95% TC Braid 4.2 (13, 8)	Black PVC .195 (4, 9)	66	30.5 (100, 0)	0.4 (1, 3) @ 1.0 1.4 (4, 6) @ 50.0 3.3 (10,8) @50.0 4.9 (16,1) @100.0 7.4 (24,3) @200.0 11.0 (36,0) @400.0
9058C 60°C	RG Type: 58 C/U Ohms: 50 Non-Plenum	20 19/0.0071 TC 10.9 (35, 8)	Solid PE .116 (2,9) 4.1 (13, 5)	95% TC Braid Type II .195 (4, 9)	Black PVC-NC	66	30.5 (100, 0)	0.4 (1, 3) @ 1.0 1.4 (4, 6) @ 50.0 3.3 (10,8) @50.0 4.9 (16,1) @100.0 7.4 (24,3) @200.0 11.0 (36,0) @400.0
9858 UL AWM 1354 30V/60°C	RG Type: 58 C/U Type Ohms: 50 Non-Plenum	20 19/0.0071 TC 10.2 (33,5)	Solid PE .116 (2,9)	95% TC Braid 5.9 (19, 4)	Black PVC .193 (4, 9)	66	30.8 (101, 0)	0.4 (1, 3) @ 1.0 1.4 (4, 6) @ 50.0 3.3 (10,8) @50.0 4.9 (16,1) @100.0 7.4 (24,3) @200.0 11.0 (36,0) @400.0

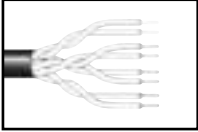
## Ethernet Coaxial Cables



Commercial Grade Thin-Net Coaxial Cable 10 MBPS

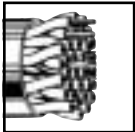
Alpha Part No.	Description	AWG Stranding Dielectric DCR Ohms/1000' (km)	Core Shield & Material Diameter Inches (mm)	Jacket Material Ohms/1000' (Ohms/Km)	Material Nom. O.D. Inches (mm)	Capacitance Vel. Of Prop %	Nominal @ 1 KHz pF/FT (pF/m)	Nominal Attenuation db/100' (db/100m) @ MHz
9861C Type CL2 - 150V/60°C UL AWM 1354- 30V/60°C CXC FT4	DEC Thin Wire DEC P/N: 17-01248-00 Ohms: 50 Non-Plenum	20 19/0.0076* TC 10 (32, 8)	Cellular PE 0.101 (257)	A/P/A + 92% TC Braid 6.2 (20, 3)	Gray PVC 0.180 (4, 57)	78	25.4 (83, 3)	Maximum: 6dB/607 ft. @ 5 (6DB/185m) @ 5 8.5dB/607ft. @ 10 (8.5dB/185 m) @ 10
9861F Type CL2P CXC FT4 FT6 150V/125°C	DEC Thin Wire DEC P/N: 17-01246-00 Ohms: 50 Plenum	20 19/0.0076 TC 10 (32, 8)	Cellular FEP Teflon 0.101 (2, 57)	A/P/A + 92% TC Braid 6.2 (20, 3)	Gray Tint FP 0.166 (4, 22)	78	27 (88, 6)	Maximum: 6dB/607 ft. @ 5 (6DB/185m) @ 5 8.5dB/607ft. @ 10 (8.5dB/185 m) @ 10

## Unshielded Twisted Pair (UTP)



Alpha Part No.	Application	Conductor AWG Stranding Material DCR Ohms/1000' (km)	Nominal Capacitance pF/FT (pF/m)	Nominal Attenuation dB/100' (db/100m) @ MHz	Worst Near End Cross-Talk dB @ 1000	Cond. No. of Pairs	Insulation Material Thickness Diameter Inches (mm)	Jacket Material Nom. O.D. Inches (mm)	Vel. of Prop. %
9504C 300 V/60°C Type CM PCC FT4	EIA/TIA 568 10 MBPS IEEE 802.3 (10 Base T)	24 Solid BC 28.4 (98, 2) Max.	Maximum 17 (55, 8) @ 1 KHZ 17 (55, 8)	Maximum: —@0.002 —@0.008 —@0.064	—@0.002 —@0.008 —@0.064	4	Flame Retardant PE 0.009 (0, 23) 0.038 (0, 97)	Gray or Blue PVC 0.200 (5, 08)	66
9504F 300V/60°C Type CMP PCC FT6	ICEA-S-80-576 4-16 MBPS IEEE802.5 4 MBPS Arcnet		@ 1 MHZ	—@0.256 —@0.512 0.55 (1,8)@0.772 0.63 (2,07)@1	—@0.256 —@0.512 64@0.772 62@1				
9504CS 300V/60°C Type MP PCC FT4 Non-Plenum	20 Mbps Arcnet Plus ICEA-S-80-576 100 Mbps ANSI X3T9.5-TPDDI (Standard Pending)			1.3 (4,26)@4 1.8 (5,90)@8 2.0 (6,56)@10 2.5 (8,20)@16 2.8 (9,18)@20	53@4 48@8 47@10 44@16 42@20				
9504FS 300V/60°C NEC MPP PCC FT4FT6 Plenum	NEMA Low Loss.			3.2 (10,5)@25 3.6 (11,8)@31.25 5.2 (17,1)@62.50 6.7 (22,0)@100	41@25 40@31.25 35@62.50 32@100				

## Unshielded Twisted Pair Data Cables - Datatwist Three - Belden



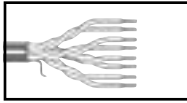
24 Gage Non-Plenum  
**Product Description:**  
 24 AWG solid bare copper, S-R PVC insulated, twisted pairs, unshielded, Gray PVC jacket sequentially marked at two intervals. Third Party verified to TIA/EIA 568-A Category 3.

24 Gage Plenum  
**Product Description:**  
 24 AWG solid bare copper, LS PVC insulated, twisted pairs, unshielded, White LS PVC jacket sequentially marked at two intervals. Third Party verified to TIA/EIA 568-A Category 3.

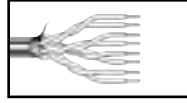
Belden Part No. UL NEC C(UL) CEC Type	No. of Pairs	Standard Lengths		Std. Unit Lbs ea.	Insulation Thickness		Nominal O.D.		Nominal Capacitance *		Nominal D.C.R Cond.	Nom. Imp. (ohms)	Freq MHz	Maximum Attenuation		Minimum N.E.X.T. dB/
		ft	m		Inch	mm	Inch	mm	pF/	pF/				1000	100	
1227A1 NEC CMR	2	U-1000	U-304.8	12.1	0.008	0.203	0.17	4.32	19	62.3	28ohm/M'	100	1	7.8	2.56	41
													4	17	5.58	32
													10	30	9.84	26
													16	40	13.1	23
1229A1 NEC CMR	4	U-1000	U-304.8	20.1	0.008	0.203	0.19	4.83	19	62.3	28ohm/M'	100	1	7.8	2.56	41
													4	17	5.58	32
													10	30	9.84	26
													16	40	13.1	23
1232A1	25	1000	304.8	92	0.008	0.203	0.39	9.91	22	72.1	28ohm/M'	100	1	7.8	2.56	4
													4	17	5.58	32
													10	30	9.84	26
													16	40	13.1	23
1243A2 NEC CMP	2	U-1000	U-304.8	12	0.008	0.203	0.17	4.32	19	62.3	28ohm/M'	100	1	7.8	2.56	41
													4	17	5.58	32
													10	30	9.84	26
													16	40	13.1	23



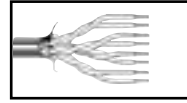
## High Performance Twisted Pair Data Cables - DataTwist Five



1588A, 1583R, 1583A, 1585A, 1590A



1624R

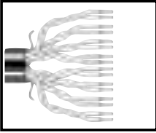


1633A

Description UL AWM/Style	Belden Part No. UL NEC (UL) CEC Type	No. of Pairs	Standard Lengths		Std. Unit Lbs ea.	Insulation Thickness		Nominal O.D.		Max. DCR 100m)	Max. DCR (ohms/ %	Max. Cap Unbal. (pF/	Freq. (MHz) Unbal.	Max. Attenu- ation (dB/ 100 m)	Min. NEXT (db)	Min. ACR (db/ 100 m)	Min. ELFEXT (dB/ 100 m)	Imp. (ohms)	Min. SRL (dB)			
			ft	m		Inch	mm	Inch	mm													
<b>24 Gauge Non-Plenum</b> <b>Product Description:</b> 24 AWG solid bare cop- per, polyolefin insulated, twisted pairs, unshielded, ripcord, PVC jacket, col- ors 1588A-Gray and Blue; 1583A and 1583R- Gray, Blue, Red, Orange, Yellow, Green, Pink. 3000 foot put-ups - Gray and Blue. Sequentially market at two foot inter- vals. Third party verified to TIA/EIA 568-A Category 5.	1588A NEC CMR CEC CMR	2	1000 U-1000 1640 3000	304.8 U-304.8 500 914.4	14.8 14 23.1 44.6	0.008	0.203	0.183	4.65	9.38	5	330	4 10 16 31.25 62.5 100	4.1 6.5 8.2 11.7 17 22	53 47 44 39 35 32	49 41 36 27 18 10	49 41 37 31 25 21	100±15% 100±15% 100±15% 100±15% 100±15% 100±15%	23 23 23 21 18 16			
	1583R NEC CMR CEC CMR	4	1000 U-1000	304.8 U-304.8	21 21	0.007	0.196	0.214	5.44	9.38	5	330	4 10 16 31.25 62.5 100	4.1 6.5 8.2 11.7 17 22	53 47 44 39 35 32	49 41 36 27 18 10	49 41 37 31 25 21	100±15% 100±15% 100±15% 100±15% 100±15% 100±15%	23 23 23 21 18 16			
	1583A NEC CMR CEC CMR	4	1000 U-1000 1640 3000	304.8 U-304.8 500 914.4	24 23.8 40.6 71.5	0.008	0.203	0.214	5.44	9.38	5	330	4 10 16 31.25 62.5 100	4.1 6.5 8.2 11.7 17 22	53 47 44 39 35 32	49 41 36 27 18 10	49 41 37 31 25 21	100±15% 100±15% 100±15% 100±15% 100±15% 100±15%	23 23 23 21 18 16			
	<b>24 Gauge Non-Plenum</b> <b>Product Description:</b> Category 5 ScTP, 24 AWG solid bare copper, poly- olefin insulated, twisted pairs, overall Beldfoil shield, 24 AWG stranded tinned copper drain wire. PVC jacket sequentially marked at two foot inter- vals. Third party verified to TIA/EIA 568-A Category 5. RJ-45 compatible.	1624R NEC CMR CEC CMR	4	1000 1640	304.8 500	30 49.2	0.011	0.267	0.25	6.35	9.38	5	330	4 10 16 31.25 62.5 100	4.1 6.5 8.2 11.7 17 22	53 47 44 40 35 32	49 41 36 27 18 10	49 41 37 31 25 21	100±15% 100±15% 100±15% 100±15% 100±15% 100±15%	23 23 23 21 18 16		
		1633A NEC CM CEC CM	4	1000 U-1000 1640 3000 3280	304.8 U-304.8 500 914.4 1000	33.4 30.8 52 92.5 100.3	0.012 Non RJ-45 Compa tible	0.305	0.244	6.2	9.38	5	330	4 10 16 31.25 62.5 100	4.1 6.5 8.2 11.7 17 22	53 47 44 39 35 32	49 41 36 27 18 10	49 41 37 31 25 21	100±15% 100±15% 100±15% 100±15% 100±15% 100±15%	N/A N/A N/A N/A N/A N/A		
			1590A NEC CMP CEC CMP	2	1000 3000	304.8 914.4	15.5 50.4	0.007	0.178	0.176	4.47	9.38	5	330	4 10 16 31.25 62.5 100	4.1 6.5 8.2 11.7 17 22	53 47 44 39 35 32	49 41 36 27 18 10	49 41 37 31 25 21	100±15% 100±15% 100±15% 100±15% 100±15% 100±15%	23 23 23 21 18 16	
				1585A NEC CMP CEC CMP	4	1000 3000 A-1000	304.8 914.4 A-304.8	27.9 81.8 34.5	0.007	0.178	0.2	5.08	9.38	5	330	4 10 16 31.25 62.5 100	4.1 6.5 8.2 11.7 17 22	53 47 44 39 35 32	49 41 36 27 18 10	49 41 37 31 25 21	100±15% 100±15% 100±15% 100±15% 100±15% 100±15%	23 23 23 21 18 16
					1590A NEC CMP CEC CMP	2	1000 3000	304.8 914.4	15.5 50.4	0.007	0.178	0.176	4.47	9.38	5	330	4 10 16 31.25 62.5 100	4.1 6.5 8.2 11.7 17 22	53 47 44 39 35 32	49 41 36 27 18 10	49 41 37 31 25 21	100±15% 100±15% 100±15% 100±15% 100±15% 100±15%
	<b>24 Gauge Plenum</b> <b>Product Description:</b> 24 AWG solid bare copper, FEP insulated, twisted pairs, unshielded, ripcord, Flammarrest® jacket, col- ors: 1590A - Natural and Blue; 1585A - Natural, Blue, Red, Orange, Yellow, Green and Pink. 3000 foot put-us - Natural and Blue. Sequentially market at two intervals. Third party ver- ified to TIA/EIA 568-A Category 5. Flammarrest Jacketed	1590A NEC CMP CEC CMP	2	1000 3000	304.8 914.4	15.5 50.4	0.007	0.178	0.176	4.47	9.38	5	330	4 10 16 31.25 62.5 100	4.1 6.5 8.2 11.7 17 22	53 47 44 39 35 32	49 41 36 27 18 10	49 41 37 31 25 21	100±15% 100±15% 100±15% 100±15% 100±15% 100±15%	23 23 23 21 18 16		
		1585A NEC CMP CEC CMP	4	1000 3000 A-1000	304.8 914.4 A-304.8	27.9 81.8 34.5	0.007	0.178	0.2	5.08	9.38	5	330	4 10 16 31.25 62.5 100	4.1 6.5 8.2 11.7 17 22	53 47 44 39 35 32	49 41 36 27 18 10	49 41 37 31 25 21	100±15% 100±15% 100±15% 100±15% 100±15% 100±15%	23 23 23 21 18 16		
			1590A NEC CMP CEC CMP	2	1000 3000	304.8 914.4	15.5 50.4	0.007	0.178	0.176	4.47	9.38	5	330	4 10 16 31.25 62.5 100	4.1 6.5 8.2 11.7 17 22	53 47 44 39 35 32	49 41 36 27 18 10	49 41 37 31 25 21	100±15% 100±15% 100±15% 100±15% 100±15% 100±15%	23 23 23 21 18 16	
		1585A NEC CMP CEC CMP	4	1000 3000 A-1000	304.8 914.4 A-304.8	27.9 81.8 34.5	0.007	0.178	0.2	5.08	9.38	5	330	4 10 16 31.25 62.5 100	4.1 6.5 8.2 11.7 17 22	53 47 44 39 35 32	49 41 36 27 18 10	49 41 37 31 25 21	100±15% 100±15% 100±15% 100±15% 100±15% 100±15%	23 23 23 21 18 16		
1590A NEC CMP CEC CMP			2	1000 3000	304.8 914.4	15.5 50.4	0.007	0.178	0.176	4.47	9.38	5	330	4 10 16 31.25 62.5 100	4.1 6.5 8.2 11.7 17 22	53 47 44 39 35 32	49 41 36 27 18 10	49 41 37 31 25 21	100±15% 100±15% 100±15% 100±15% 100±15% 100±15%	23 23 23 21 18 16		



## High Performance Twisted Pair Data Cables - Dual DataTwist Five



**Description**  
UL AWM/Style  
24 Gage Non-Plenum

1667A, 1653A

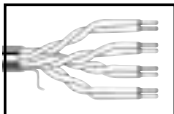
**Product Description:**  
24 AWG bare copper, polyolefin insulated conductors, twisted pairs, unshielded, ripcord, Gray PVC jacket with polarity rib, sequentially marked at two foot intervals. Third party verified to TIA/EIA 568-A.

**Description**  
UL AWM/Style  
24 Gage Plenum

**Product Description:**  
24 AWG bare copper, FEP insulated conductors, twisted pairs, unshielded, ripcord, Natural and Blue Flammarrest® jacket with polarity rib. Third party verified to TIA/EIA 568-A

Belden Part No. UL NEC (UL) CEC Type	No. of Pairs	Standard Lengths		Std. Unit Lbs ea.	Nominal O.D.		TIA/EIA Category No.	Max. DCR (ohms/100m)	Max. DCR Unbal. %	Max. Cap Unbal. (pF/100 m)	Freq. (MHz)	Max. Attenuation (dB/100 m)	Min. NEXT (db)	Min. ACR (db/100 m)	Min. ELFEXT (dB/100 m)	Imp. (ohms)	Min. SRL (dB)
		ft	m		Inch	mm											
1667A NEC CM CEC CM	4	1000	304.8	51.2	0.422 x 0.206	10.7 x 5.23	Category 5 Leg 1 & 2	9.38	5	330	4	4.1	53	49	49	100±15%	23
											10	6.5	47	41	41	100±15%	23
											16	8.2	44	36	37	100±15%	23
											31.25	11.7	39	27	31	100±15%	21
											62.5	17	35	18	25	100±15%	18
100	22	32	10	21	100±15%	16											
1653A NEC CMP CEC CMP	4	1000	304.8	52.7	0.397 x 0.206	10.1 x 5.23	Category 5 Leg 1	9.38	5	330	4	4.1	53	49	49	100±15%	23
											10	6.5	47	41	41	100±15%	23
											16	8.2	44	36	37	100±15%	23
							Category 5 Leg 2	9.38	5	330	1	2.6	41	38	N/A	100±15%	12
											4	5.6	32	26	N/A	100±15%	12
											10	9.2	26	17	N/A	100±15%	12
											16	13.1	23	10	N/A	100±15%	10

## Superior Performance Twisted Pair Data Cables - DataTwist 350



**Description**  
UL AWM/Style  
24 Gage Non-Plenum

**Product Description:**  
24 AWG solid bare copper, polyolefin insulated, 4 twisted pairs - each with adjoining singles, ripcord, PVC jacket Bonded Pairs in red, yellow, green, blue, purple, or light gray, sequentially marked at two foot intervals. 3000 ft. put-up available in Blue, Yellow, and Light Gray.

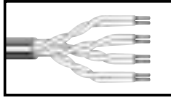
**Description**  
UL AWM/Style  
24 Gage Plenum

Belden Part No. UL NEC (UL) CEC Type	No. of Pairs	Standard Lengths		Std. Unit Lbs ea.	Insulation Thickness		Nom. O.D.		Max. DCR (ohms/100m)	Max. DCR Unbal. %	Max. Cap Unbal. (pF/100 m)	Freq. (MHz)	Max. Attenuation (dB/100 m)	Min. NEXT (db)	Min. ACR (db/100 m)	Min. ELFEXT (dB/100 m)	Imp. (ohms)	Min. RL (dB)
		ft	m		Inch	mm	Inch	mm										
1700A NEC CM CEC CM	4	1000	304.8	27.6	0.009	0.229	0.2	5.08	9	5	66	4	4	53	52	48.7	100±12%	23
												8	5.7	48	42.3	42.7	100±12%	23
												10	6.4	47	40.6	40.8	100±12%	23
												16	8.1	44	35.9	36.7	100±12%	23
1702A NEC CM CEC CM	2 x 4	1000	304.8	27.6	0.009	0.229	0.2	5.08	9	5	66	25	10.3	41	30.7	32.8	100 + 15%	22
												31.25	11.6	40	28.4	30.9	100+ 15%	21
												62.5	16.8	35	18.2	24.8	100+ 15%	21
												100	21.7	32	10.3	20.8	100+ 15%	21
												155	27.6	30	2.3	26.9	100+ 18%	19
												200	32	28	-----	14.7	100+ 18%	19
1701A NEC CMP CEC CMP	4	1000	304.8	25.1	0.008	0.203	0.195	4.95	9	9	66	310	41.3	25	-----	10.9	100+ 20%	17
												350	44.3	24	-----	9.9	100+ 22%	16
1703A NEC CMP CEC CMP	2 x 4	1000	304.8															

**Product Description:** 24 AWG solid bare copper, FEP insulated, 4 twisted pairs - each with adjoining singles, ripcord, Flammarrest® jacket Bonded Pairs in Red, Yellow, Green, Blue, Purple, or Natural, sequentially marked at two foot intervals. 3000 ft. put-up available in Blue, Yellow and Natural. Flammarrest® Jacketed



## DataTwist 350 Patch Cables




**Description**  
UL AWM/Style  
24 Gage Non-Plenum

**Product Description:**  
24 AWG stranded  
tinned copper, poly-  
olefin insulated, 4  
twisted pairs-each  
with adjoined singles,  
PVC jackets Bonded  
Pairs in Red, Yellow,  
Green, Orange, Blue,  
Purple, or Light Gray,  
sequentially marked at  
two foot intervals.

Belden Part No. UL NEC (UL) CEC Type	No. of Pairs	Standard Lengths		Std. Unit Lbs ea.	Insulation Thickness		Nom. O.D.		Max. DCR 100m)	Max. DCR (ohms/ %	Max. Cap Unbal. (pF/	Freq. (MHz) Unbal.	Max. Attenu- ation (dB/ 100 m)	Min. NEXT (db)	Min. ACR (db/ 100 m)	Min. ELFEXT (dB/ 100 m)	Imp. (ohms)	Min. RL (dB)
		ft	m		Inch	mm	Inch	mm										
1752A NEC CM CEC CM	4	1000	304.8	21.1	0.009	0.229	0.22	5.57	9	5	66	4 8 10 16 25 31.25 62.5 100 155 200 310 350	4.8 6.8 7.7 9.8 12.4 13.9 20.2 26.1 32.2 30 38.4 49.5 53.2	53 48 47 44 41 40 35 32 30 28 25 24	51.2 41.2 39.3 34.2 28.6 26.1 14.9 5.9 ----- ----- ----- -----	48.7 42.7 40.8 36.7 32.8 30.9 24.8 20.8 26.9 14.7 10.9 9.9	100±12% 100±12% 100±12% 100±12% 100+- 15% 100+- 15% 100+- 15% 100+- 15% 100+-18% 100+-18% 100+-20% 100+-22%	23 23 23 23 22 21 21 21 19 19 17 16

## Fit Shrinkable Tubing - Alpha



Irradiated Polyolefin

**Applications:** Wire harness; Cable/connector protection; Insulation of terminals; Wire splices. **Operating Temperature:** -55C to 135C.  
**Shrinkage Ratio:** Approximately 2 to 1 at 121°C. **Physical Properties:** Tensile Strength: 1800 psi, (127 kg/cm2); Ultimate Elongation: 400%; Longitudinal Shrinkage: +5%; Specific Gravity: 1.35; **Flammability:** Self Extinguishing. **Specifications:** MIL-I-23053/5B; UL Standard 224 (except for Clear); CSA Standard 198 (except for Clear). **Electrical Properties:** Dielectric Strength: 500V/mil (197 kv/cm). **Chemical Properties:** Corrosive Effect: Passes copper stability test; Fungus Resistance: No Growth.

Alpha Part No.	Minimum Supplied I.D.		Maximum Recovered I.D.		Nom. Recovered Wall Thickness		4 Ft. Total Ftg.	Standard Packages			No. Cut Pieces 6 Inch	No. Cut Pieces 1/2" or 1"
	Inches	mm	Inches	mm	Inches	mm		Lengths Tot.	Spools Tot.	No. Cut Pieces 1/2" or 1"		
FIT-221-3/64	0.046	1, 17	0.023	0, 58	0.016	0, 41	100	1000	-	-	40	1000
FIT-221-1/16	0.063	1, 60	0.031	0, 78	0.017	0, 43	100	1000	100	70	36	1000
FIT-221-3/32	0.093	2, 36	0.046	1, 17	0.02	0, 50	100	500	100	65	32	1000
FIT-221-1/8	0.125	3, 18	0.062	1, 58	0.02	0, 50	100	500	100	60	28	1000
FIT-221-3/16	0.187	4, 75	0.093	2, 36	0.02	0, 50	100	500	100	50	24	1000
FIT-221-1/4	0.25	6, 35	0.125	3, 18	0.025	0, 63	100	250	100	40	20	1000
FIT-221-3/8	0.375	9, 53	0.187	4, 75	0.025	0, 63	100	200	50	35	16	1000
FIT-221-1/2	0.5	12, 70	0.25	6, 35	0.025	0, 63	20	150	50	32	14	-
FIT-221-3/4	0.75	19, 10	0.375	9, 53	0.03	0, 76	20	250	50	24	12	-
FIT-221-1	1	25, 40	0.5	12, 70	0.035	0, 88	20	250	50	16	8	-
FIT-221-1-1/2	1.5	38, 10	0.75	19, 10	0.04	1, 02	20	125	-	-	5	-
FIT-221-2	2	50, 80	1	25, 40	0.05	1, 27	20	125	-	-	3	-
FIT-221-3	3	76, 20	1.5	38, 10	0.05	1, 27	8	100	-	-	2	-
FIT-221-4	4	101, 60	2	50, 80	0.055	1, 40	8	50	-	-	1	-

### Packaged Assortment 6" length

Part#	Tubing Size Range	Lengths Per Box
FIT-221-MS-1	3/64"-3/6" (5 Sizes)	6 per Size (30 Lengths)
FIT-221-MS-2	1/4"-3/4" (4 Sizes)	4 per Size (16 Lengths)

Flexible Irradiated PVC **Applications:** Use with Irradiated PVC Wire/Cable; Wire harness; Cable/connector protection; Insulation of terminals; Wire splices. **Operating Temperature:** -35°C TO 105°C. **Shrinkage Ratio:** approximately 2 to 1 at 100°C. **Tensile Strength:** 2600psi, (183 kg/cm 2). **Ultimate Elongation:** 250%. **Longitudinal Shrinkage:** 10%. **Specific Gravity:** 1.40 **Flammability:** Self-Extinguishing. **Specifications:** MIL-1-23053/2C, Class 1 (Inactive Military Specification), UL Standard 224, CSA Standard 198. **Passes UL VW-1 Flame Test.** **Passes CSA OFT Flame Test.** **Chemical Properties:** Corrosive Effect: Meets requirements of MIL-I-631; **Fungus Resistance:** No Growth (MIL-I-7444); **Water Absorption:** 0 to 1 % Max. 25 Hrs. at 250°C.


### Packaged Assortment 6" length

Part#	Tubing Size Range	Lengths Per Box
FIT-105-MS-1 (6 sizes)	3/64" - 1/4" per size (60 Lengths)	10 Lengths
FIT-105-MS-2	3/8" - 1" (4 sizes) per size (40 Lengths)	10 Lengths

Alpha Part No. and Size	Minimum Supplied I.D.		Maximum Rec. I.D.		Nom. Rec. Thickness		Tot. Ftg.	Spools Tot. Ftg.	Tot. Ftg.	Tot. Foot.
	Inches	mm	Inches	mm	Inches	mm				
FIT-105-3/64	0.046	1, 17	0.023	0, 58	0.02	0, 50	1000	500	100	25
FIT-105-1/16	0.062	1, 58	0.031	0, 78	0.02	0, 50	1000	500	100	25
FIT-105-3/32	0.093	2, 36	0.046	1, 17	0.02	0, 50	1000	100	25	-
FIT-105-1/8	0.125	3, 18	0.062	1, 58	0.025	0, 63	1000	100	25	-
FIT-105-3/16	0.187	4, 75	0.093	2, 36	0.025	0, 63	1000	100	25	-
FIT-105-1/4	0.25	6, 35	0.125	3, 18	0.025	0, 63	1000	100	25	-
FIT-105-3/8	0.375	9, 53"	0.187	4, 75	0.03	0, 76	500	100	25	-
FIT-105-1/2	0.5	12, 70	0.25	6, 35	0.03	0, 76	250	100	25	-
FIT-105-3/4	0.75	19, 10	0.375	9, 53	0.035	0, 88	250	100	25	-
FIT-105-1	1	25, 40	0.5	12, 70	0.04	1, 02	250	100	25	-
FIT-105-1-1/2	1.5	38, 10	0.75	19, 10	0.045	1, 14	100	25	-	-
FIT-105-2	2	50, 80	1	25, 40	0.05	1, 27	100	50	25	-



## 3 to 1 Shrink Ratio, Medium Wall, Polyolefin




**Operating Temperature:** -55°C TO 110°C **Shrinkage Ratio:** Approximately 3 to 1 at 125°C; **Physical Properties:** Tensile Strength: 1300 psi, (92 kg/cm<sup>2</sup>); Ultimate Elongation: 300%; **Longitudinal Shrinkage:** 15%; Heat Agent: (168 Hrs. at 150°C) No dripping, cracking or flowing; Low Temperature Brittleness: 4 Hrs. at -55°C, No cracking. **Flammability:** Self-Extinguishing (Outer jacket only). **Electrical Properties:** Dielectric Strength: 350V/mil (138 kV/cm). **Chemical Properties:** Corrosive Effect: Non-Corrosive; Fungus Resistance: No Growth; Water Absorption: 0.5% Max. **Specifications:** MIL-I-23053/4C, Class 3.

Alpha Part No. and Size	Minimum Supplied I.D.		Maximum Rec. I.D.		Total Wall		Melttable Wall		4 Ft. Lgths. Total Ftg.	No. Cut Pieces 6 Inch
	Inches	mm	Inches	mm	Inches	mm	Inches	mm		
FIT-321-1/8	0.12	3, 05	0.04	1, 02	0.04	1, 02	0.02	0, 50	100	28
FIT-321-1/4	0.24	6, 10	0.08	2, 03	0.04	1, 02	0.02	0, 50	100	20
FIT-321-1/2	0.47	11, 90	0.16	4, 06	0.07	1, 75	0.03	0, 76	20	14
FIT-321-1	0.94	23, 90	0.32	8, 13	0.1	2, 54	0.04	1, 02	20	8
FIT-321-1-1/2	1.57	39, 90	0.51	13, 00	0.1	2, 54	0.04	1, 02	20	5

### Packaged Assortment 6" length

Part#	Tubing Size Range	Lengths Per Box
FIT-321-MS-1	1/8" - 1" (4 sizes)	5 per size (20 Lengths)

## Semi-Rigid Irradiated Polyolefin



**Operating Temperature:** -55°C TO 135°C. **Shrinkage Ratio:** Approximately 2 to 1 at 135°C. **Physical Properties:** Tensile Strength: 2500 psi, (176 kg/cm<sup>2</sup>); Ultimate Elongation: 300%; Longitudinal Shrinkage: 5% **Specific Gravity:** 1.35 **Flammability:** Self-Extinguishing; **Specific Gravity:** 1.35. **Electrical Properties:** Dielectric Strength: 800V/mil (315 kV/cm). **Chemical Properties:** Corrosive Effect: Non-Corrosive; **Fungus Resistance:** No Growth; Water Absorption: 0.5%. **Specifications:** MIL-I-23053/6C, Class 1, 2; UL Standard 224 (except for clear); CSA Standard 198 (black only).

Alpha Part No. and Size	Minimum Supplied I.D.		Maximum Rec. I.D.		Nom. Rec. Wall Thickness		4 Ft. Total	Std. Pkg. No. Cut Pieces
	Inches	mm	Inches	mm	Inches	mm		
FIT-295-3/64	0.046	1, 17	0.023	0, 58	0.02	0, 50	100	40
FIT-295-1/16	0.063	1, 60	0.032	0, 81	0.02	0, 50	100	36
FIT-295-3/32	0.093	2, 36	0.045	1, 14	0.02	0, 50	100	32
FIT-295-1/8	0.125	3, 18	0.063	1, 60	0.02	0, 50	100	28
FIT-295-3/16	0.187	4, 75	0.093	2, 36	0.025	0, 63	100	24
FIT-295-1/4	0.25	6, 35	0.125	3, 18	0.025	0, 63	100	20
FIT-295-3/8	0.375	9, 53	0.187	4, 75	0.03	0, 76	100	16
FIT-295-1/2	0.5	12, 70	0.25	6, 35	0.03	0, 76	20	14

## Heat/Chemical Resistant FPE Teflon



**Operating Temperature:** -67° TO 204°C. **Shrinkage Ratio:** Approximately 1.2 to 1 at 176°C. **Physical Properties:** Tensile Strength: 3100 psi (220 kg/cm); Ultimate Elongation: 300%; **Longitudinal Shrinkage:** 10%; **Specific Gravity:** 2.17; **Flammability:** Self-Extinguishing. **Chemical Properties:** Corrosive Effect: Non-Corrosive; Fungus resistance: No Growth; Water Absorption: 0.01%; **Chemical Resistance:** All chemicals at room temperature. **Electrical Properties:** Dielectric Strength: 2000V/mil (787 kV/cm). **Specifications:** MIL-I-23053/11B, Class 1.

## HSTTV Heat Shrink

**Product Description:** Provides protection for fiber and cable shields; low shrink temperature; very flexible; helps maintain bend radius.

Alpha Part No.	Minimum Supplied I.D.		Maximum Recovered I.D.		Nom. Rec. Wall Thickness		4 Ft. Lengths Total Ftg.	2 Ft. Lengths Total Ftg.
	Inches	mm	Inches	mm	Inches	mm		
FIT-400-24	0.031	0, 79	0.027	0, 68	0.008	0, 20	100	—
FIT-400-22	0.036	0, 91	0.032	0, 81	0.008	0, 20	100	—
FIT-400-20	0.045	1, 14	0.039	0, 99	0.008	0, 20	100	—
FIT-400-18	0.06	1, 52	0.049	1, 25	0.008	0, 20	100	—
FIT-400-16	0.075	1, 90	0.061	1, 55	0.009	0, 22	100	—
FIT-400-14	0.092	2, 33	0.072	1, 83	0.009	0, 22	100	—
FIT-400-12	0.115	2, 92	0.089	2, 26	0.009	0, 22	100	—
FIT-400-10	0.141	3, 58	0.114	2, 90	0.01	0, 25	100	—
FIT-400-9	0.158	4, 01	0.124	3, 15	0.01	0, 25	100	—
FIT-400-8	0.18	4, 57	0.143	3, 63	0.01	0, 25	100	—
FIT-400-7	0.197	5, 00	0.158	4, 01	0.011	0, 27	100	—
FIT-400-6	0.225	5, 72	0.18	4, 57	0.011	0, 27	100	—
FIT-400-5	0.248	6, 29	0.198	5, 03	0.011	0, 27	—	100
FIT-400-4	0.29	7, 36	0.226	5, 74	0.011	0, 27	—	100
FIT-400-3	0.31	7, 87	0.249	6, 33	0.011	0, 27	—	100
FIT-400-2	0.365	9, 27	0.28	7, 11	0.012	0, 30	—	100
FIT-400-1	0.4	10, 20	0.311	7, 90	0.012	0, 30	—	100
FIT-400-0	0.44	11, 22	0.349	8, 87	0.012	0, 30	—	100

Panduit Part No.	Nominal Diameter In. (mm)	Minimum Expanded I.D. In. (mm)	Maximum Recovered I.D. In. (mm)	Nominal Recovered Wall Thickness In. (mm)	Length	Std. Pkg. Qty.	Std. Ctn. Qty.
HSTTV05-Y	3/64 (1.2)	.046 (1.2)	.023 (0.6)	.020 (0.5)	26 Pcs., 6" (152.4 mm)	1 Pkg.	10 Pkg.
HSTTV05-Q					1 Reel, 25' (7.6 M)	1 Reel	10 Reels
HSTTV06-Y	1/16 (1.6)	.063 (1.6)	.031 (0.8)	.020 (0.5)	26 Pcs., 6" (152.4 mm)	1 Pkg.	10 Pkg.
HSTTV06-Q					1 Reel, 25' (7.6 M)	1 Reel	10 Reels
HSTTV09-Y	3/32 (2.4)	.093 (2.4)	.046 (1.2)	.020 (0.5)	24 Pcs., 6" (152.4mm)	1 Pkg.	10 Pkg.
HSTTV09-Q					1 Reel, 25' (7.6 M)	1 Reel	10 Reels
HSTTV12-Y	1/8 (3.2)	.125 (3.2)	.062 (1.6)	.020 (0.5)	20 Pcs., 6" (152.4 mm)	1 Pkg.	10 Pkg.
HSTTV12-Q					1 Reel, 25' (7.6 M)	1 Reel	10 Reels
HSTTV19-Y	3/16 (4.8)	.187 (4.8)	.093 (2.4)	.020 (0.5)	18 Pcs., 6" (152.4 mm)	1 Pkg.	10 Pkg.
HSTTV19-Q					1 Reel, 25' (7.6 M)	1 Reel	10 Reels
HSTTV25-Y	1/4 (6.4)	.250 (6.4)	.125 (3.2)	.025 (0.6)	14 Pcs., 6" (152.4 mm)	1 Pkg.	10 Pkg.
HSTTV25-Q					1 Reel, 25' (7.6 M)	1 Reel	10 Reels
HSTTV38-Y	3/8 (9.5)	.375 (9.5)	.187 (4.8)	.025 (0.6)	12 Pcs., 6" (152.4 mm)	1 Pkg.	10 Pkg.
HSTTV38-Q					1 Reel, 25' (7.6 M)	1 Reel	10 Reels
HSTTV50-Y	1/2 (12.7)	.500 (12.7)	.250 (6.4)	.025 (0.6)	10 Pcs., 6" (152.4 mm)	1 Pkg.	10 Pkg.
HSTTV50-Q					1 Reel, 25' (7.6 M)	1 Reel	10 Reels
HSTTV75-Y	3/4 (19.0)	.750 (19.0)	.375 (9.5)	.030 (0.8)	8 Pcs., 6" (152.4 mm)	1 Pkg.	10 Pkg.
HSTTV75-Q					1 Reel, 25' (7.6 M)	1 Reel	10 Reels
HSTTV100-Y	1 (25.4)	1.00 (25.4)	.500 (12.7)	.035 (0.9)	6 Pcs., 6" (152.4 mm)	1 Pkg.	10 Pkg.
HSTTV100-Q					1 Reel, 25' (7.6 M)	1 Reel	2 Reels



# Product Index

<b>Alpha</b>	1180C.....5	2260/3.....10	5856/7.....3	8806P.....30
286.....3	1181C.....5	2400C.....7	5859/10.....3	8806R.....29
289.....3	1212C.....8	2401C.....7	5859/12.....3	8807P.....30
295.....3	1213C.....8	2402C.....7	7054/19.....2	8807R.....29
296.....3	1214C.....8	2403C.....7	7055/19.....2	8808P.....30
297.....3	1215C.....8	2404C.....7	7056/19.....2	8808R.....29
298.....3	1216C.....8	2411C.....7	7057/19.....2	8809P.....30
299.....3	1217C.....8	2412C.....7	7058/19.....2	8809R.....29
1550.....2	1218C.....8	2413C.....7	8701P.....29	8810P.....30
1551.....2	1219/10C.....8	2414C.....7	8701R.....29	8810R.....29
1553.....2	1219/12C.....8	2416C.....7	8702P.....29	8811P.....30
1555.....2	1219/15C.....8	2421C.....7	8702R.....29	8811R.....29
1557.....2	1219/20C.....8	2422C.....7	8703P.....29	8812P.....30
1559.....2	1219/25C.....8	2423C.....7	8703R.....29	8812R.....29
1560.....2	1219/37C.....8	2424C.....7	8704P.....29	8813P.....30
1561.....2	1219/40C.....8	2432C.....7	8704RA.....29	8813R.....29
1563.....2	1219/50C.....8	2433C.....7	8705P.....29	8814P.....30
1565.....2	1219C.....8	2460C.....7	8705R.....29	8814R.....29
1850.....2	1292C.....8	2465C.....7	8706P.....29	8815P.....30
1851.....2	1293C.....8	2840/7.....3	8706R.....29	8815R.....29
1852.....2	1294C.....8	2841/1.....3	8707P.....29	8816P.....30
1853.....2	1295C.....8	2841/7.....3	8707R.....29	8816R.....29
1854.....2	1296C.....8	2842/1.....3	8708P.....29	8817P.....30
1855.....2	1297C.....8	2842/19.....3	8708R.....29	8817R.....29
1856.....2	1298C.....8	2842/7.....3	8709P.....29	8818R.....29
1857.....2	1299/10C.....8	2843/1.....3	8709R.....29	8819R.....29
2254.....10	1299/12C.....8	2843/19.....3	8710P.....29	8820R.....29
2256.....10	1299/15C.....8	2843/7.....3	8710R.....29	8821R.....29
2258.....10	1299/20C.....8	2844/19.....3	8711 R.....29	8822R.....29
2260.....10	1299/25C.....8	2844/7.....3	8711P.....29	8823R.....29
3047.....2	1299/30C.....8	2845/19.....3	8712P.....29	8824R.....29
3048.....2	1299/37C.....8	2845/7.....3	8712R.....29	8901P.....30
3049.....2	1299/40C.....8	2853/1.....3	8713P.....29	8901R.....30
3050.....2	1299/50C.....8	2854/1.....3	8713R.....29	8902P.....30
3051.....2	1299C.....8	2855/1.....3	8714P.....29	8902R.....30
3053.....2	1561/24.....2	2856/1.....3	8714R.....29	8903P.....30
3055.....2	1854/19.....2	2857/1.....3	8715P.....29	8903R.....30
3057.....2	1855/19.....2	299/1.....3	8715R.....29	8904P.....30
3070.....2	1856/19.....2	299/2.....3	8716P.....29	8904R.....30
3071.....2	1857/19.....2	299/3.....3	8716R.....29	8905P.....30
3073.....2	1858/19.....2	3050/1.....2	8717P.....29	8905R.....30
3075.....2	1859/19.....2	3051/1.....2	8717R.....29	8906P.....30
3077.....2	1891/3C.....6	3053/1.....2	8718P.....29	8906R.....30
3079.....2	1891C.....6	3055/1.....2	8718R.....29	8907P.....30
3080.....2	1895C.....5	3057/1.....2	8719P.....29	8907R.....30
3081.....2	1896/10C.....5	3580/10.....28	8719R.....29	8908P.....30
5851.....3	1896/12C.....5	3580/14.....28	8720P.....29	8908R.....30
5852.....3	1896/15C.....5	3580/15.....28	8720R.....29	8909P.....30
5852.....3	1896/4C.....5	3580/16.....28	8721P.....29	8909R.....30
5854.....3	1896/5C.....5	3580/20.....28	8721R.....29	8910P.....30
5855.....3	1896/6C.....5	3580/24.....28	8722P.....29	8910R.....30
5856.....3	1896/7C.....5	3580/25.....28	8722R.....29	8911P.....30
5857.....3	1896/8C.....5	3580/26.....28	8723P.....29	8911R.....30
5858.....3	1896/9C.....5	3580/34.....28	8723R.....29	8912P.....30
5859.....3	1896C.....5	3580/37.....28	8724P.....29	8912R.....30
7053.....2	1897C.....6	3580/40.....28	8724R.....29	8913P.....30
7054.....2	1898/10C.....6	3580/50.....28	8725P.....29	8913R.....30
7055.....2	1898/12C.....6	3580/60.....28	8725R.....29	8914P.....30
7056.....2	1898/15C.....6	3580/64.....28	8726P.....29	8914R.....30
7057.....2	1898/19C.....6	3580/9.....28	8726R.....29	9008A.....34
8650.....19	1898/25C.....6	3583/10.....28	8727P.....29	9058AC.....34
9008.....34	1898/4C.....6	3583/14.....28	8727R.....29	9058C.....34
9055.....18	1898/5C.....6	3583/15.....28	8728P.....29	9059C.....18
9059.....18	1898/6C.....6	3583/16.....28	8728R.....29	9062AC.....19
9062.....19	1898/7C.....6	3583/20.....28	8729P.....29	9178B.....18
9174.....19	1898/8C.....6	3583/24.....28	8729R.....29	9179B.....19
9213.....19	1898/9C.....6	3583/25.....28	8730P.....29	9187A.....18
9214.....19	1898C.....6	3583/26.....28	8731P.....29	9188A.....18
9223.....19	1899/3C.....6	3583/34.....28	8732P.....29	9196A.....18
9316.....19	1899/4C.....6	3583/37.....28	8733P.....29	9504C.....35
9807.....19	1899C.....6	3583/40.....28	8734P.....29	9504CS.....35
9830.....18	2254/1.....10	3583/50.....28	8735P.....29	9504F.....35
9845.....18	2254/3.....10	3583/60.....28	8801P.....30	9504FS.....35
9858.....34	2254/4.....10	3583/64.....28	8801R.....29	9861C.....34
1172C.....5	2254/6.....10	3583/9.....28	8802P.....30	9861F.....34
1173C.....5	2256/1.....10	5471C.....12	8802R.....29	FIT-105-1.....38
1174C.....5	2256/3.....10	5472C.....12	8803P.....30	FIT-105-1/16.....38
1175C.....5	2256/4.....10	5473C.....12	8803R.....29	FIT-105-1/2.....38
1176C.....5	2256/6.....10	5474C.....12	8804P.....30	FIT-105-1/4.....38
1177C.....5	2258/1.....10	5853/19.....3	8804R.....29	FIT-105-1/8.....38
1178C.....5	2258/3.....10	5854/7.....3	8805P.....30	FIT-105-1-1/2.....38
1179C.....5	2258/4.....10	5855/7.....3	8805R.....29	FIT-105-2.....38

